






Financial Information

Sources of Operating Funds Expended

Fare Revenues	\$37,682	3.7%	
Local Funds	\$31,794	3.2%	
State Funds	\$622,361	61.9%	
Federal Assistance	\$311,600	31.0%	
Other Funds	\$1,845	0.2%	

3.7%	
3.2%	
61.9%	
31.0%	
0.2%	
100.0%	

Sources of Capital Funds Expended

Fare Revenues	\$0
Local Funds	\$0
State Funds	\$0
Federal Assistance	\$0
Other Funds	\$0

\$0
\$0
\$0
\$0
\$0
\$0

Total Operating Funds Expended	\$1,005,282
--------------------------------	-------------

Assets

Revenue Vehicles	6
Service Vehicles	-
Facilities	-

Modal Characteristics

Vehicles Operated at Maximum Service

Performance Measures

Service Efficiency

Service Effectiveness

Operating Expenses per Unlinked Passenger Trip

Unlinked Trips per Vehicle Revenue Mile	Unlinked Trips per Vehicle Revenue Hour
0.2	0.9
0.2	2.9
0.2	2.5

Unlinked Passenger Trips per Vehicle Revenue
Mile: Agency Total

