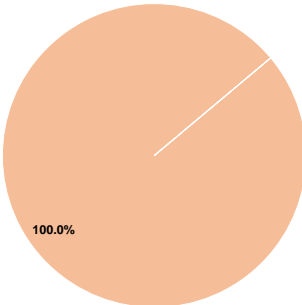
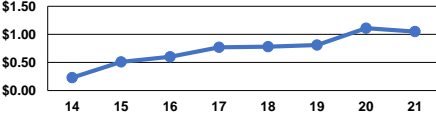
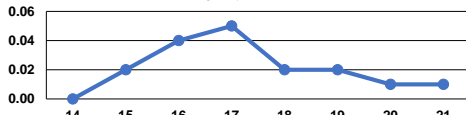


General Information				Financial Information				Performance Measure Targets - 2022			
Federally Recognized Tribal Statistical Areas Havasupai Reservation, AZ				Sources of Operating Funds Expended Fare Revenues \$0 0.0% Local Funds \$28,072 100.0% State Funds \$0 0.0% Federal Assistance \$0 0.0% Other Funds \$0 0.0% Total Operating Funds Expended \$28,072 100.0%				Operating Funding Sources 			
Service Consumption 263 Annual Unlinked Trips (UPT)				Sources of Capital Funds Expended Fare Revenues \$0 Local Funds \$0 State Funds \$0 Federal Assistance \$0 Other Funds \$0 Total Capital Funds Expended \$0				Performance Measure - Asset Type - Target % not in State of Good Repair Facility - Administrative / Maintenance Facilities - 0% Rolling Stock - VN - Van - 50%			
Service Supplied 26,672 Annual Vehicle Revenue Miles (VRM) 602 Annual Vehicle Revenue Hours (VRH)				Assets Revenue Vehicles 3 Service Vehicles 0 Facilities 1							
Database Information NTDID: 99298 Reporter Type: Tribal Reporter				Modal Characteristics							
Operation Characteristics											
Vehicles Operated at Maximum Service											
Mode	Directly Operated	Purchased Transportation	Operating Expenses	Fare Revenues	Uses of Capital Funds	Annual Unlinked Trips	Annual Vehicle Revenue Miles	Annual Vehicle Revenue Hours	Average Fleet Age in Years ^a		
Demand Response	2	-	\$28,072	\$0	\$0	263	26,672	602	6.5		
Total	2	-	\$28,072	\$0	\$0	263	26,672	602			
Performance Measures											
Service Efficiency											
Mode	Operating Expenses per Vehicle Revenue Mile		Operating Expenses per Vehicle Revenue Hour		Mode	Operating Expenses per Unlinked Passenger Trip		Unlinked Trips per Vehicle Revenue Mile		Unlinked Trips per Vehicle Revenue Hour	
Demand Response	\$1.05		\$46.63		Demand Response	\$106.74		0.0		0.4	
Total	\$1.05		\$46.63		Total	\$106.74		0.0		0.4	
Operating Expense per Vehicle Revenue Mile: Agency Total											
Unlinked Passenger Trips per Vehicle Revenue Mile: Agency Total											
											
											

Notes:
^aDemand Response - Taxi (DR/TX) and non-dedicated fleets do not report fleet age data.