

General Information

Service Consumption

11,239 Annual Unlinked Trips (UPT)

Service Supplied

26,967 Annual Vehicle Revenue Miles (VRM)  
1,421 Annual Vehicle Revenue Hours (VRH)

Summary of Operating Expenses (OE)

\$263,905 Total Operating Expenses

Database Information

NTDID: 8R05-80163  
Reporter Type: Rural General Public Transit  
Asset Type: Tier II  
Sponsor NTDID: 8R05

Assets

Revenue Vehicles 10  
Service Vehicles -  
Facilities 1

Financial Information

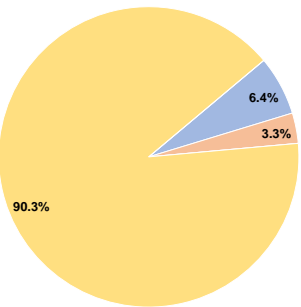
Sources of Operating Funds Expended

Fare Revenues	\$16,887	6.4%
Local Funds	\$8,639	3.3%
State Funds	\$0	0.0%
Federal Assistance	\$238,379	90.3%
Other Funds	\$0	0.0%
<b>Total Operating Funds Expended</b>	<b>\$263,905</b>	<b>100.0%</b>

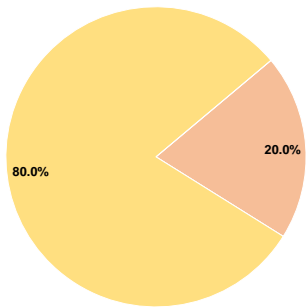
Sources of Capital Funds Expended

Fare Revenues	\$0	0.0%
Local Funds	\$8,048	20.0%
State Funds	\$0	0.0%
Federal Assistance	\$32,190	80.0%
Other Funds	\$0	0.0%
<b>Total Capital Funds Expended</b>	<b>\$40,238</b>	<b>100.0%</b>

Operating Funding Sources



Capital Funding Sources



Performance Measure Targets - 2022

Performance Measure - Asset Type - Target % not in State of Good Repair  
Equipment - Automobiles - 100%  
Equipment - Trucks and other Rubber Tire Vehicles - 100%  
Facility - Administrative / Maintenance Facilities - 0%  
Rolling Stock - AO - Automobile - 65%  
Rolling Stock - BU - Bus - 45%  
Rolling Stock - CU - Cutaway - 45%  
Rolling Stock - MV - Minivan - 35%  
Rolling Stock - SV - Sports Utility Vehicle - 50%  
Rolling Stock - VN - Van - 15%

Modal Characteristics

Operation Characteristics

Vehicles Operated  
at Maximum Service

Mode	Directly Operated	Purchased Transportation	Operating Expenses	Fare Revenues	Uses of Capital Funds	Annual Unlinked Trips	Annual Vehicle Revenue Miles	Annual Vehicle Revenue Hours
Demand Response	10	-	\$263,905	\$16,887	\$40,238	11,239	26,967	1,421
<b>Total</b>	<b>10</b>	<b>-</b>	<b>\$263,905</b>	<b>\$16,887</b>	<b>\$40,238</b>	<b>11,239</b>	<b>26,967</b>	<b>1,421</b>

Performance Measures

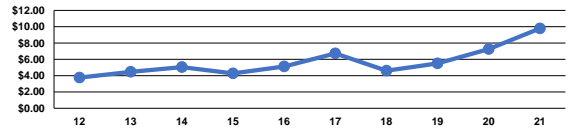
Service Efficiency

Mode	Operating Expenses per Vehicle Revenue Mile	Operating Expenses per Vehicle Revenue Hour
Demand Response	\$9.79	\$185.72
<b>Total</b>	<b>\$9.79</b>	<b>\$185.72</b>

Service Effectiveness

Mode	Operating Expenses per Unlinked Passenger Trip	Unlinked Trips per Vehicle Revenue Mile	Unlinked Trips per Vehicle Revenue Hour
Demand Response	\$23.48	0.4	7.9
<b>Total</b>	<b>\$23.48</b>	<b>0.4</b>	<b>7.9</b>

Operating Expense per Vehicle Revenue Mile: Agency Total



Unlinked Passenger Trips per Vehicle Revenue  
Mile: Agency Total

