

General Information

Federally Recognized Tribal Statistical Areas
Lower Brule Reservation and Off-Reservation Trust Land, SD

Service Consumption
4,385 Annual Unlinked Trips (UPT)

Service Supplied
167,422 Annual Vehicle Revenue Miles (VRM)
4,577 Annual Vehicle Revenue Hours (VRH)

Database Information
NTDID: 88176
Reporter Type: Tribal Reporter

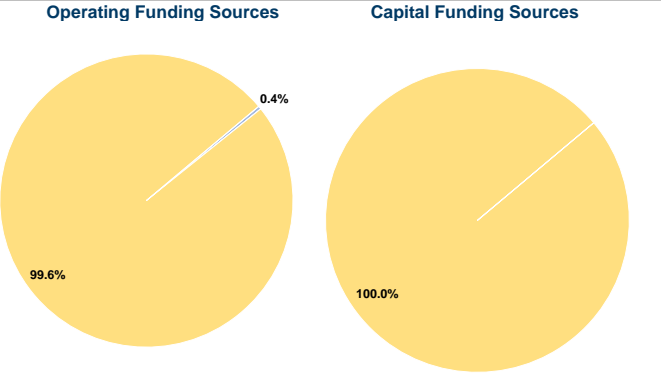
Asset Type: Tier II
Sponsor NTDID:

Financial Information

Sources of Operating Funds Expended			
Fare Revenues	\$1,452	0.4%	
Local Funds	\$0	0.0%	
State Funds	\$0	0.0%	
Federal Assistance	\$408,314	99.6%	
Other Funds	\$0	0.0%	
Total Operating Funds Expended	\$409,766	100.0%	

Sources of Capital Funds Expended			
Fare Revenues	\$0	0.0%	
Local Funds	\$0	0.0%	
State Funds	\$0	0.0%	
Federal Assistance	\$84,246	100.0%	
Other Funds	\$0	0.0%	
Total Capital Funds Expended	\$84,246	100.0%	

Assets	
Revenue Vehicles	17
Service Vehicles	0
Facilities	0



Performance Measure Targets - 2022

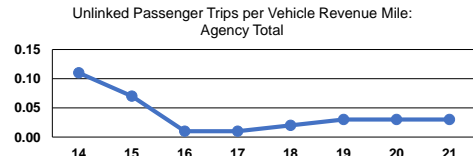
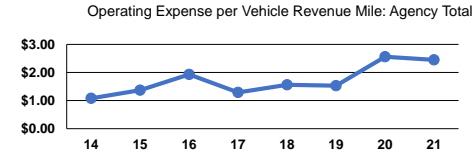
Performance Measure - Asset Type - Target % not in State of Good Repair
Rolling Stock - AO - Automobile - 0%
Rolling Stock - CU - Cutaway - 0%
Rolling Stock - MV - Minivan - 0%
Rolling Stock - SV - Sports Utility Vehicle - 50%
Rolling Stock - VN - Van - 100%

Modal Characteristics

Operation Characteristics									
Vehicles Operated at Maximum Service									
Mode	Directly Operated	Purchased Transportation	Operating Expenses	Fare Revenues	Uses of Capital Funds	Annual Unlinked Trips	Annual Vehicle Revenue Miles	Annual Vehicle Revenue Hours	Average Fleet Age in Years ^a
Demand Response	4	-	\$409,766	\$1,452	\$84,246	4,385	167,422	4,577	7.1
Total	4	-	\$409,766	\$1,452	\$84,246	4,385	167,422	4,577	

Performance Measures			
Service Efficiency			
Mode	Operating Expenses per Vehicle Revenue Mile	Operating Expenses per Vehicle Revenue Hour	
Demand Response	\$2.45	\$89.53	
Total	\$2.45	\$89.53	

Service Effectiveness			
Mode	Operating Expenses per Unlinked Passenger Trip	Unlinked Trips per Vehicle Revenue Mile	Unlinked Trips per Vehicle Revenue Hour
Demand Response	\$93.45	0.0	1.0
Total	\$93.45	0.0	1.0



Notes:
^aDemand Response - Taxi (DR/TX) and non-dedicated fleets do not report fleet age data.