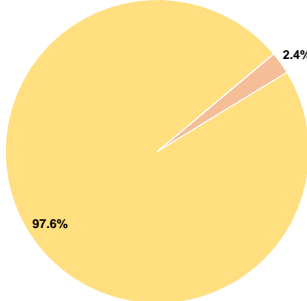
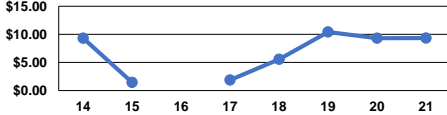
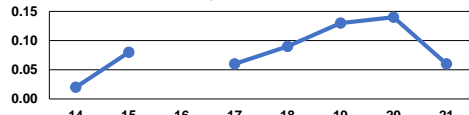


General Information			Financial Information			Performance Measure Targets - 2022					
Federally Recognized Tribal Statistical Areas Southern Ute Reservation, CO			Sources of Operating Funds Expended Fare Revenues \$0 0.0% Local Funds \$4,500 2.4% State Funds \$0 0.0% Federal Assistance \$183,881 97.6% Other Funds \$0 0.0% Total Operating Funds Expended \$188,381 100.0%			Operating Funding Sources 			Performance Measure - Asset Type - Target % not in State of Good Repair Rolling Stock - CU - Cutaway - 0%		
Service Consumption 152 Annual Unlinked Trips (UPT)			Sources of Capital Funds Expended Fare Revenues \$0 Local Funds \$0 State Funds \$0 Federal Assistance \$0 Other Funds \$0 Total Capital Funds Expended \$0								
Service Supplied 2,489 Annual Vehicle Revenue Miles (VRM) 195 Annual Vehicle Revenue Hours (VRH)			Assets Revenue Vehicles 1 Service Vehicles 0 Facilities 0								
Database Information NTDID: 80017 Reporter Type: Tribal Reporter			Asset Type: Tier II Sponsor NTDID:								
Modal Characteristics											
Operation Characteristics			Vehicles Operated at Maximum Service								
Mode	Directly Operated	Purchased Transportation	Operating Expenses	Fare Revenues	Uses of Capital Funds	Annual Unlinked Trips	Annual Vehicle Revenue Miles	Annual Vehicle Revenue Hours	Average Fleet Age in Years <sup>a</sup>		
Demand Response	1	-	\$23,274	\$0	\$0	152	2,489	195	8.0		
Total	1	-	\$23,274	\$0	\$0	152	2,489	195			
Performance Measures			Service Efficiency			Service Effectiveness					
Mode	Operating Expenses per Vehicle Revenue Mile		Operating Expenses per Vehicle Revenue Hour		Mode	Operating Expenses per Unlinked Passenger Trip	Unlinked Trips per Vehicle Revenue Mile	Unlinked Trips per Vehicle Revenue Hour			
Demand Response	\$9.35		\$119.35		Demand Response	\$153.12	0.1	0.8			
Total	\$9.35		\$119.35		Total	\$153.12	0.1	0.8			
Operating Expense per Vehicle Revenue Mile: Agency Total			Unlinked Passenger Trips per Vehicle Revenue Mile: Agency Total								
											

Notes:

<sup>a</sup>Demand Response - Taxi (DR/TX) and non-dedicated fleets do not report fleet age data.