

**General Information**

**Service Consumption**

29,448 Annual Unlinked Trips (UPT)

**Service Supplied**

63,010 Annual Vehicle Revenue Miles (VRM)  
 3,144 Annual Vehicle Revenue Hours (VRH)

**Summary of Operating Expenses (OE)**

\$328,649 Total Operating Expenses

**Database Information**

NTDID: 7R04-70107  
 Reporter Type: Rural General Public Transit  
 Asset Type: Tier II  
 Sponsor NTDID: 7R04

**Assets**

Revenue Vehicles 10  
 Service Vehicles -  
 Facilities -

**Financial Information**

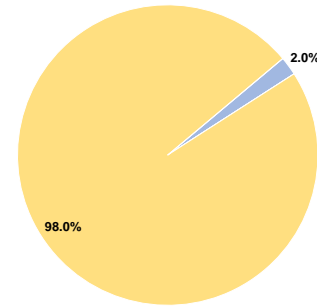
**Sources of Operating Funds Expended**

Fare Revenues	\$6,645	2.0%
Local Funds	\$0	0.0%
State Funds	\$0	0.0%
Federal Assistance	\$322,004	98.0%
Other Funds	\$0	0.0%
<b>Total Operating Funds Expended</b>	<b>\$328,649</b>	<b>100.0%</b>

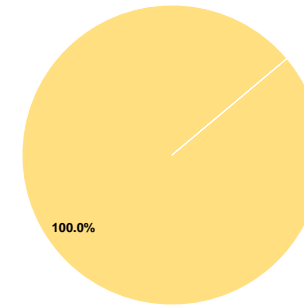
**Sources of Capital Funds Expended**

Fare Revenues	\$0	0.0%
Local Funds	\$0	0.0%
State Funds	\$0	0.0%
Federal Assistance	\$154,698	100.0%
Other Funds	\$0	0.0%
<b>Total Capital Funds Expended</b>	<b>\$154,698</b>	<b>100.0%</b>

**Operating Funding Sources**



**Capital Funding Sources**



**Performance Measure Targets - 2022**

Performance Measure - Asset Type - Target % not in State of Good Repair  
 Equipment - Trucks and other Rubber Tire Vehicles - 100%  
 Facility - Administrative / Maintenance Facilities - 0%  
 Rolling Stock - AO - Automobile - 0%  
 Rolling Stock - BU - Bus - 30%  
 Rolling Stock - CU - Cutaway - 30%  
 Rolling Stock - MV - Minivan - 30%  
 Rolling Stock - SV - Sports Utility Vehicle - 100%  
 Rolling Stock - VN - Van - 30%

**Modal Characteristics**

**Operation Characteristics**

**Vehicles Operated at Maximum Service**

Mode	Directly Operated	Purchased Transportation	Operating Expenses	Fare Revenues	Uses of Capital Funds	Annual Unlinked Trips	Annual Vehicle Revenue Miles	Annual Vehicle Revenue Hours
Demand Response	4	-	\$328,649	\$6,645	\$154,698	29,448	63,010	3,144
<b>Total</b>	<b>4</b>	<b>-</b>	<b>\$328,649</b>	<b>\$6,645</b>	<b>\$154,698</b>	<b>29,448</b>	<b>63,010</b>	<b>3,144</b>

**Performance Measures**

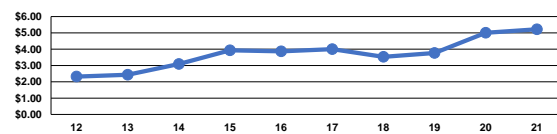
**Service Efficiency**

Mode	Operating Expenses per Vehicle Revenue Mile	Operating Expenses per Vehicle Revenue Hour
Demand Response	\$5.22	\$104.53
<b>Total</b>	<b>\$5.22</b>	<b>\$104.53</b>

**Service Effectiveness**

Mode	Operating Expenses per Unlinked Passenger Trip	Unlinked Trips per Vehicle Revenue Mile	Unlinked Trips per Vehicle Revenue Hour
Demand Response	\$11.16	0.5	9.4
<b>Total</b>	<b>\$11.16</b>	<b>0.5</b>	<b>9.4</b>

Operating Expense per Vehicle Revenue Mile: Agency Total



Unlinked Passenger Trips per Vehicle Revenue Mile: Agency Total

