

General Information

Service Consumption

1,477 Annual Unlinked Trips (UPT)

Service Supplied

28,439 Annual Vehicle Revenue Miles (VRM)

2,549 Annual Vehicle Revenue Hours (VRH)

Summary of Operating Expenses (OE)

\$182,981 Total Operating Expenses

Database Information

NTDID: 6R02-66268

Reporter Type: Rural General Public Transit

Asset Type: Tier II

Sponsor NTDID: 6R02

Assets

Revenue Vehicles

6

Service Vehicles

-

Facilities

-

Financial Information

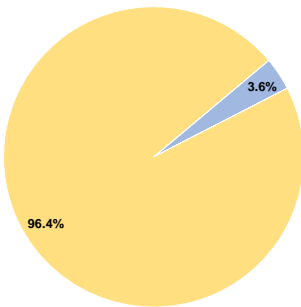
Sources of Operating Funds Expended

Fare Revenues	\$6,515	3.6%
Local Funds	\$0	0.0%
State Funds	\$0	0.0%
Federal Assistance	\$176,466	96.4%
Other Funds	\$0	0.0%
Total Operating Funds Expended	\$182,981	100.0%

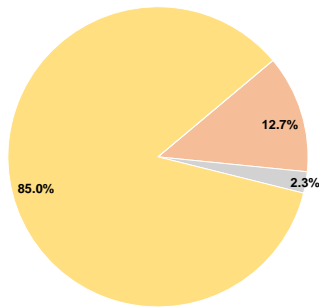
Sources of Capital Funds Expended

Fare Revenues	\$0	0.0%
Local Funds	\$5,873	12.7%
State Funds	\$1,063	2.3%
Federal Assistance	\$39,306	85.0%
Other Funds	\$0	0.0%
Total Capital Funds Expended	\$46,242	100.0%

Operating Funding Sources



Capital Funding Sources



Performance Measure Targets - 2022

Performance Measure - Asset Type - Target % not in State of Good Repair
Facility - Administrative / Maintenance Facilities - 0%
Rolling Stock - AO - Automobile - 0%
Rolling Stock - CU - Cutaway - 28%
Rolling Stock - MV - Minivan - 64%
Rolling Stock - VN - Van - 93%

Modal Characteristics

Operation Characteristics

Vehicles Operated at Maximum Service

Mode	Directly Operated	Purchased Transportation	Operating Expenses	Fare Revenues	Uses of Capital Funds	Annual Unlinked Trips	Annual Vehicle Revenue Miles	Annual Vehicle Revenue Hours
Demand Response	6	-	\$182,981	\$6,515	\$46,242	1,477	28,439	2,549
Total	6	-	\$182,981	\$6,515	\$46,242	1,477	28,439	2,549

Performance Measures

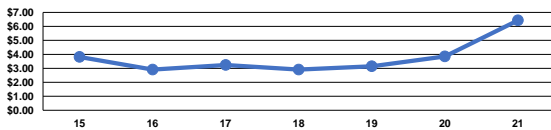
Service Efficiency

Mode	Operating Expenses per Vehicle Revenue Mile	Operating Expenses per Vehicle Revenue Hour
Demand Response	\$6.43	\$71.79
Total	\$6.43	\$71.79

Service Effectiveness

Mode	Operating Expenses per Unlinked Passenger Trip	Unlinked Trips per Vehicle Revenue Mile	Unlinked Trips per Vehicle Revenue Hour
Demand Response	\$123.89	0.1	0.6
Total	\$123.89	0.1	0.6

Operating Expense per Vehicle Revenue Mile: Agency Total



Unlinked Passenger Trips per Vehicle Revenue
Mile: Agency Total

