





Financial Information

Sources of Operating Funds Expended

Fare Revenues	\$124,105	41.8%	
Local Funds	\$25,829	8.7%	
State Funds	\$95,430	32.1%	
Federal Assistance	\$51,741	17.4%	
Other Funds	\$0	0.0%	

Sources of Capital Funds Expended

Total Operating Funds Expended	\$297,105	100.0%
--------------------------------	-----------	--------

Fare Revenues	\$0
Local Funds	\$0

Local Funds	\$0
State Funds	\$0
Federal Assistance	\$0
Other Funds	\$0

Assets

Revenue Vehicles	5
Service Vehicles	-
Facilities	-

Modal Characteristics

Vehicles Operated at Maximum Service

Performance Measures

Service Efficiency

Mode

Service Effectiveness

Mode

Unlinked Passenger Trips per Vehicle Revenue
Mile: Agency Total

