

**General Information**

**Service Consumption**

48,351 Annual Unlinked Trips (UPT)

**Service Supplied**

519,199 Annual Vehicle Revenue Miles (VRM)  
26,190 Annual Vehicle Revenue Hours (VRH)

**Summary of Operating Expenses (OE)**

\$1,147,075 Total Operating Expenses

**Database Information**

NTDID: 4R07-40235  
Reporter Type: Rural General Public Transit  
Asset Type: Tier II  
Sponsor NTDID: 4R07

**Assets**

Revenue Vehicles 23  
Service Vehicles -  
Facilities 1

**Financial Information**

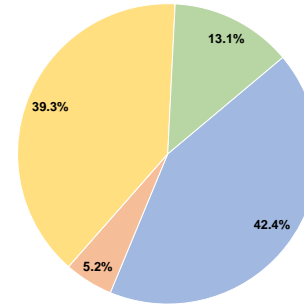
**Sources of Operating Funds Expended**

Fare Revenues	\$485,825	42.4%
Local Funds	\$60,138	5.2%
State Funds	\$0	0.0%
Federal Assistance	\$450,877	39.3%
Other Funds	\$150,235	13.1%
<b>Total Operating Funds Expended</b>	<b>\$1,147,075</b>	<b>100.0%</b>

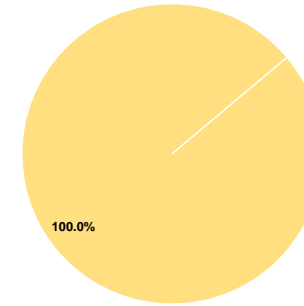
**Sources of Capital Funds Expended**

Fare Revenues	\$0	0.0%
Local Funds	\$0	0.0%
State Funds	\$0	0.0%
Federal Assistance	\$119,573	100.0%
Other Funds	\$0	0.0%
<b>Total Capital Funds Expended</b>	<b>\$119,573</b>	<b>100.0%</b>

**Operating Funding Sources**



**Capital Funding Sources**



**Performance Measure Targets - 2022**

Performance Measure - Asset Type - Target % not in State of Good Repair  
Equipment - Automobiles - 30%  
Equipment - Trucks and other Rubber Tire Vehicles - 30%  
Facility - Administrative / Maintenance Facilities - 0%  
Facility - Passenger / Parking Facilities - 0%  
Rolling Stock - BR - Over-the-road Bus - 15%  
Rolling Stock - BU - Bus - 13%  
Rolling Stock - CU - Cutaway - 20%  
Rolling Stock - MV - Minivan - 10%  
Rolling Stock - VN - Van - 10%

**Modal Characteristics**

**Operation Characteristics**

**Vehicles Operated at Maximum Service**

Mode	Directly Operated	Purchased Transportation	Operating Expenses	Fare Revenues	Uses of Capital Funds	Annual Unlinked Trips	Annual Vehicle Revenue Miles	Annual Vehicle Revenue Hours
Demand Response	23	-	\$1,147,075	\$485,825	\$119,573	48,351	519,199	26,190
<b>Total</b>	<b>23</b>	<b>-</b>	<b>\$1,147,075</b>	<b>\$485,825</b>	<b>\$119,573</b>	<b>48,351</b>	<b>519,199</b>	<b>26,190</b>

**Performance Measures**

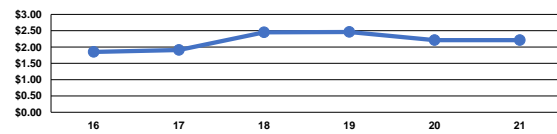
**Service Efficiency**

Mode	Operating Expenses per Vehicle Revenue Mile	Operating Expenses per Vehicle Revenue Hour
Demand Response	\$2.21	\$43.80
<b>Total</b>	<b>\$2.21</b>	<b>\$43.80</b>

**Service Effectiveness**

Mode	Operating Expenses per Unlinked Passenger Trip	Unlinked Trips per Vehicle Revenue Mile	Unlinked Trips per Vehicle Revenue Hour
Demand Response	\$23.72	0.1	1.8
<b>Total</b>	<b>\$23.72</b>	<b>0.1</b>	<b>1.8</b>

Operating Expense per Vehicle Revenue Mile: Agency Total



Unlinked Passenger Trips per Vehicle Revenue Mile: Agency Total

