

General Information

Urbanized Area (UZA) Statistics - 2010 Census

Miami, FL
1,239 Square Miles
5,502,379 Population
4 Pop. Rank out of 498 UZAs

Service Area Statistics

2 Square Miles
6,460 Population

Service Consumption

18,533 Annual Unlinked Trips (UPT)

Service Supplied

24,916 Annual Vehicle Revenue Miles (VRM)
2,312 Annual Vehicle Revenue Hours (VRH)

Database Information

NTDID: 40260
Reporter Type: Reduced Reporter
Asset Type: Tier II
Sponsor NTDID:

Financial Information

Sources of Operating Funds Expended

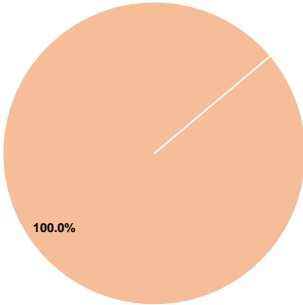
Fare Revenues	\$0	0.0%
Local Funds	\$117,591	100.0%
State Funds	\$0	0.0%
Federal Assistance	\$0	0.0%
Other Funds	\$0	0.0%
Total Operating Funds Expended	\$117,591	100.0%

Sources of Capital Funds Expended

Fare Revenues	\$0
Local Funds	\$0
State Funds	\$0
Federal Assistance	\$0
Other Funds	\$0
Total Capital Funds Expended	\$0

Assets	
Revenue Vehicles	1
Service Vehicles	0
Facilities	0

Operating Funding Sources



Performance Measure Targets - 2022

Performance Measure - Asset Type - Target % not in State of Good Repair
Rolling Stock - CU - Cutaway - 0%

Operation Characteristics

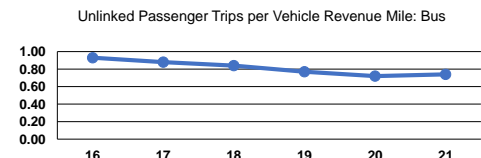
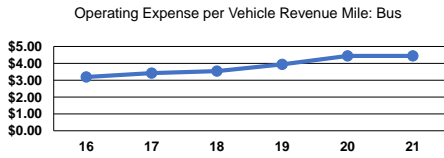
Vehicles Operated at Maximum Service

Mode	Directly Operated	Purchased Transportation	Operating Expenses	Fare Revenues	Uses of Capital Funds	Annual Unlinked Trips	Annual Vehicle Revenue Miles	Annual Vehicle Revenue Hours	Average Fleet Age in Years ^a
Bus	-	1 ¹	\$110,734 ¹	\$0	\$0 ¹	18,533	24,916	2,312	2.0
Total	-	1	\$110,734	\$0	\$0	18,533	24,916	2,312	

Performance Measures

Service Efficiency

Mode	Operating Expenses per Vehicle Revenue Mile	Operating Expenses per Vehicle Revenue Hour	Mode	Operating Expenses per Unlinked Passenger Trip	Unlinked Trips per Vehicle Revenue Mile	Unlinked Trips per Vehicle Revenue Hour
Bus	\$4.44	\$47.90	Bus	\$5.97	0.7	8.0
Total	\$4.44	\$47.90	Total	\$5.97	0.7	8.0



Service Effectiveness

Notes:

^aDemand Response - Taxi (DR/TX) and non-dedicated fleets do not report fleet age data.

¹Includes data for a contract with another reporter.

*This agency has a purchased transportation relationship in which they buy service from Limousines of South Florida (NTDID: Entity that Does Not Report to NTD), and in which the data are captured in this report for mode MB/PT.