

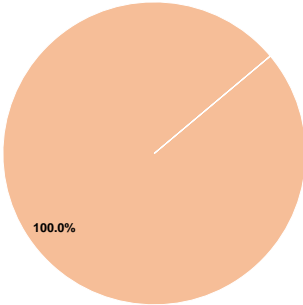
General Information

Urbanized Area (UZA) Statistics - 2010 Census		
Miami, FL		
1,239	Square Miles	
5,502,379	Population	
4	Pop. Rank out of 498 UZAs	
Service Area Statistics		
9	Square Miles	
59,100	Population	
Service Consumption		
64,260	Annual Unlinked Trips (UPT)	
Service Supplied		
120,585	Annual Vehicle Revenue Miles (VRM)	
8,483	Annual Vehicle Revenue Hours (VRH)	
Database Information		
NTDID: 40256	Asset Type: Tier II	
Reporter Type: Reduced Reporter	Sponsor NTDID:	

Financial Information

Sources of Operating Funds Expended		
Fare Revenues	\$0	0.0%
Local Funds	\$529,327	100.0%
State Funds	\$0	0.0%
Federal Assistance	\$0	0.0%
Other Funds	\$0	0.0%
Total Operating Funds Expended	\$529,327	100.0%
Sources of Capital Funds Expended		
Fare Revenues	\$0	
Local Funds	\$0	
State Funds	\$0	
Federal Assistance	\$0	
Other Funds	\$0	
Total Capital Funds Expended	\$0	
Assets		
Revenue Vehicles	12	
Service Vehicles	0	
Facilities	0	

Operating Funding Sources



Performance Measure Targets - 2022

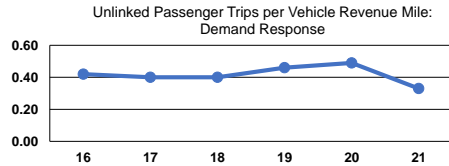
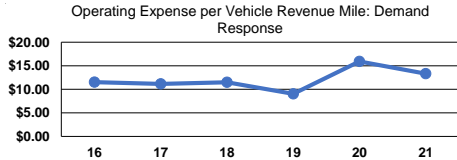
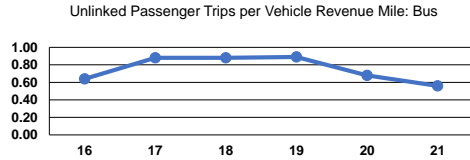
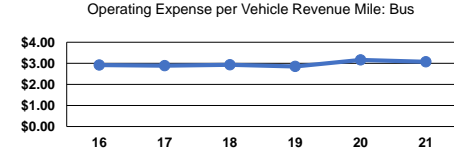
Performance Measure - Asset Type - Target % not in State of Good Repair

Operation Characteristics

Vehicles Operated at Maximum Service									
Mode	Directly Operated	Purchased Transportation	Operating Expenses	Fare Revenues	Uses of Capital Funds	Annual Unlinked Trips	Annual Vehicle Revenue Miles	Annual Vehicle Revenue Hours	Average Fleet Age in Years ^a
Demand Response	5	-	\$179,877	\$0	\$0	4,449	13,499	1,135	6.3
Bus	-	3 ¹	\$328,879 ¹	\$0	\$0 ¹	59,811	107,086	7,348	2.0
Total	5	3	\$508,756	\$0	\$0	64,260	120,585	8,483	

Performance Measures

Service Efficiency			Service Effectiveness		
Mode	Operating Expenses per Vehicle Revenue Mile	Operating Expenses per Vehicle Revenue Hour	Mode	Operating Expenses per Unlinked Passenger Trip	Unlinked Trips per Vehicle Revenue Mile
Demand Response	\$13.33	\$158.48	Demand Response	\$40.43	0.3
Bus	\$3.07	\$44.76	Bus	\$5.50	0.6
Total	\$4.22	\$59.97	Total	\$7.92	0.5



Notes:
^aDemand Response - Taxi (DR/TX) and non-dedicated fleets do not report fleet age data.
¹Includes data for a contract with another reporter.
^{*}This agency has a purchased transportation relationship in which they buy service from Limousines of South Florida Inc (NTDID: Entity that Does Not Report to NTD), and in which the data are captured in this report for mode MB/PT.

