

General Information

Urbanized Area (UZA) Statistics - 2010 Census

Pittsburgh, PA
905 Square Miles
1,733,853 Population
27 Pop. Rank out of 498 UZAs

Service Area Statistics

28 Square Miles
65,282 Population

Service Consumption

21,725 Annual Unlinked Trips (UPT)

Service Supplied

83,397 Annual Vehicle Revenue Miles (VRM)
6,686 Annual Vehicle Revenue Hours (VRH)

Database Information

NTDID: 30990
Reporter Type: Reduced Reporter
Asset Type: Tier II
Sponsor NTDID:

Financial Information

Sources of Operating Funds Expended

Fare Revenues	\$5,969	0.9%
Local Funds	\$90,215	13.8%
State Funds	\$555,589	85.0%
Federal Assistance	\$0	0.0%
Other Funds	\$1,861	0.3%
Total Operating Funds Expended	\$653,634	100.0%

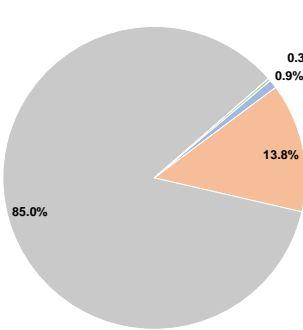
Sources of Capital Funds Expended

Fare Revenues	\$0
Local Funds	\$0
State Funds	\$0
Federal Assistance	\$0
Other Funds	\$0
Total Capital Funds Expended	\$0

Assets

Revenue Vehicles	3
Service Vehicles	0
Facilities	0

Operating Funding Sources



Performance Measure Targets - 2022

Performance Measure - Asset Type - Target % not in State of Good Repair

Modal Characteristics

Operation Characteristics

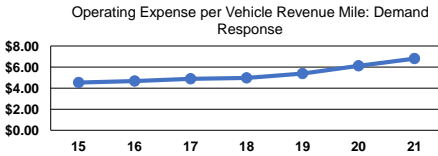
Vehicles Operated at Maximum Service

Mode	Directly Operated	Purchased Transportation	Operating Expenses	Fare Revenues	Uses of Capital Funds	Annual Unlinked Trips	Annual Vehicle Revenue Miles	Annual Vehicle Revenue Hours	Average Fleet Age in Years ^a
Demand Response	-	2 ¹	\$567,391 ¹	\$5,969	\$0 ¹	21,725	83,397	6,686	3.3
Total	-	2	\$567,391	\$5,969	\$0	21,725	83,397	6,686	

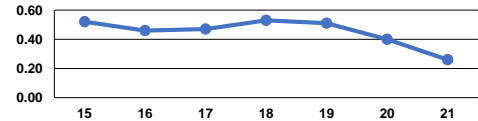
Performance Measures

Service Efficiency

Mode	Operating Expenses per Vehicle Revenue Mile	Operating Expenses per Vehicle Revenue Hour
Demand Response	\$6.80	\$84.86
Total	\$6.80	\$84.86



Unlinked Passenger Trips per Vehicle Revenue Mile: Demand Response



Service Effectiveness

Mode	Operating Expenses per Unlinked Passenger Trip	Unlinked Trips per Vehicle Revenue Mile	Unlinked Trips per Vehicle Revenue Hour
Demand Response	\$26.12	0.3	3.2
Total	\$26.12	0.3	3.2

Notes:

^aDemand Response - Taxi (DR/TX) and non-dedicated fleets do not report fleet age data.

¹Includes data for a contract with another reporter.

*This agency has a purchased transportation relationship in which they buy service from Pittsburgh Transportation Group (NTDID: Entity that Does Not Report to NTD), and in which the data are captured in this report for mode DR/PT.