

General Information

Service Consumption

19,595 Annual Unlinked Trips (UPT)

Service Supplied

157,168 Annual Vehicle Revenue Miles (VRM)
8,086 Annual Vehicle Revenue Hours (VRH)

Summary of Operating Expenses (OE)

\$683,684 Total Operating Expenses

Database Information

NTDID: 2R02-20998
Reporter Type: Rural General Public Transit
Asset Type: Tier II
Sponsor NTDID: 2R02

Assets

Revenue Vehicles 17
Service Vehicles -
Facilities -

Financial Information

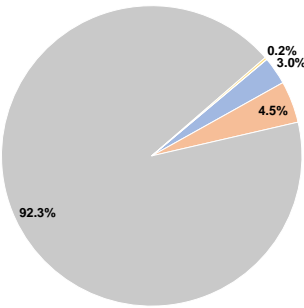
Sources of Operating Funds Expended

Fare Revenues	\$20,542	3.0%
Local Funds	\$30,747	4.5%
State Funds	\$630,702	92.3%
Federal Assistance	\$1,693	0.2%
Other Funds	\$0	0.0%
Total Operating Funds Expended	\$683,684	100.0%

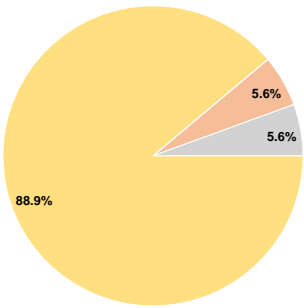
Sources of Capital Funds Expended

Fare Revenues	\$0	0.0%
Local Funds	\$6,881	5.6%
State Funds	\$6,882	5.6%
Federal Assistance	\$110,107	88.9%
Other Funds	\$0	0.0%
Total Capital Funds Expended	\$123,870	100.0%

Operating Funding Sources



Capital Funding Sources



Performance Measure Targets - 2022

Performance Measure - Asset Type - Target % not in State of Good Repair
Equipment - Automobiles - 40%
Equipment - Trucks and other Rubber Tire Vehicles - 40%
Facility - Administrative / Maintenance Facilities - 15%
Facility - Passenger / Parking Facilities - 0%
Rolling Stock - BR - Over-the-road Bus - 7%
Rolling Stock - BU - Bus - 21%
Rolling Stock - CU - Cutaway - 15%
Rolling Stock - MV - Minivan - 0%
Rolling Stock - SV - Sports Utility Vehicle - 0%
Rolling Stock - VN - Van - 0%

Modal Characteristics

Operation Characteristics

Vehicles Operated
at Maximum Service

Mode	Directly Operated	Purchased Transportation	Operating Expenses	Fare Revenues	Uses of Capital Funds	Annual Unlinked Trips	Annual Vehicle Revenue Miles	Annual Vehicle Revenue Hours
Bus	-	11	\$683,684	\$20,542	\$123,870	19,595	157,168	8,086
Total	-	11	\$683,684	\$20,542	\$123,870	19,595	157,168	8,086

Performance Measures

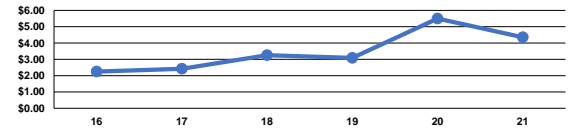
Service Efficiency

Mode	Operating Expenses per Vehicle Revenue Mile	Operating Expenses per Vehicle Revenue Hour
Bus	\$4.35	\$84.55
Total	\$4.35	\$84.55

Service Effectiveness

Mode	Operating Expenses per Unlinked Passenger Trip	Unlinked Trips per Vehicle Revenue Mile	Unlinked Trips per Vehicle Revenue Hour
Bus	\$34.89	0.1	2.4
Total	\$34.89	0.1	2.4

Operating Expense per Vehicle Revenue Mile: Agency Total



Unlinked Passenger Trips per Vehicle Revenue
Mile: Agency Total

