

General Information

Urbanized Area (UZA) Statistics - 2010 Census

New York-Newark, NY-NJ-CT
3,450 **Square Miles**
18,351,295 **Population**
1 **Pop. Rank out of 498 UZAs**

Service Area Statistics

13 **Square Miles**
258,523 **Population**

Service Consumption

3,018,594 **Annual Unlinked Trips (UPT)**

Service Supplied

370,003 **Annual Vehicle Revenue Miles (VRM)**
50,571 **Annual Vehicle Revenue Hours (VRH)**

Database Information

NTDID: 20219
Reporter Type: Reduced Reporter

Asset Type: Tier II
Sponsor NTDID:

Sources of Operating Funds Expended

Fare Revenues	\$2,676,637	67.2%
Local Funds	\$0	0.0%
State Funds	\$0	0.0%
Federal Assistance	\$1,289,916	32.4%
Other Funds	\$16,055	0.4%
Total Operating Funds Expended	\$3,982,608	100.0%

Sources of Capital Funds Expended

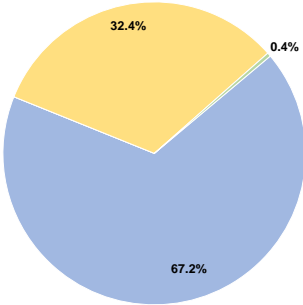
Fare Revenues	\$0
Local Funds	\$0
State Funds	\$0
Federal Assistance	\$0
Other Funds	\$0
Total Capital Funds Expended	\$0

Assets

Revenue Vehicles	29
Service Vehicles	0
Facilities	0

Financial Information

Operating Funding Sources



Performance Measure Targets - 2022

Performance Measure - Asset Type - Target % not in State of Good Repair

Operation Characteristics

Vehicles Operated at Maximum Service

Mode	Directly Operated	Purchased Transportation	Operating Expenses	Fare Revenues	Uses of Capital Funds	Annual Unlinked Trips	Annual Vehicle Revenue Miles	Annual Vehicle Revenue Hours	Average Fleet Age in Years ^a
Bus	27	-	\$3,982,608	\$2,676,637	\$0	3,018,594	370,003	50,571	8.2
Total	27	-	\$3,982,608	\$2,676,637	\$0	3,018,594	370,003	50,571	

Performance Measures

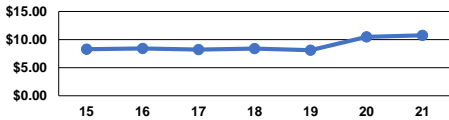
Service Efficiency

Mode	Operating Expenses per Vehicle Revenue Mile	Operating Expenses per Vehicle Revenue Hour
Bus	\$10.76	\$78.75
Total	\$10.76	\$78.75

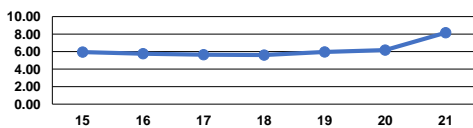
Service Effectiveness

Mode	Operating Expenses per Unlinked Passenger Trip	Unlinked Trips per Vehicle Revenue Mile	Unlinked Trips per Vehicle Revenue Hour
Bus	\$1.32	8.2	59.7
Total	\$1.32	8.2	59.7

Operating Expense per Vehicle Revenue Mile: Bus



Unlinked Passenger Trips per Vehicle Revenue Mile: Bus



Notes:

^aDemand Response - Taxi (DR/TX) and non-dedicated fleets do not report fleet age data.