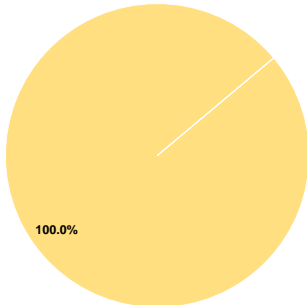

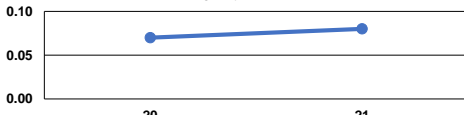


General Information				Financial Information				Performance Measure Targets - 2022							
Federally Recognized Tribal Statistical Areas Craig ANVSA, AK				Sources of Operating Funds Expended Fare Revenues \$0 0.0% Local Funds \$0 0.0% State Funds \$0 0.0% Federal Assistance \$72,738 100.0% Other Funds \$0 0.0% Total Operating Funds Expended \$72,738 100.0%				Operating Funding Sources 				Performance Measure - Asset Type - Target % not in State of Good Repair Equipment - Trucks and other Rubber Tire Vehicles - 100% Rolling Stock - CU - Cutaway - 0%			
Service Consumption 2,398 Annual Unlinked Trips (UPT)				Sources of Capital Funds Expended Fare Revenues \$0 Local Funds \$0 State Funds \$0 Federal Assistance \$0 Other Funds \$0 Total Capital Funds Expended \$0											
Service Supplied 31,364 Annual Vehicle Revenue Miles (VRM) 1,605 Annual Vehicle Revenue Hours (VRH)				Assets Revenue Vehicles 2 Service Vehicles 1 Facilities 0											
Database Information NTDID: 00460 Reporter Type: Tribal Reporter				Asset Type: Tier II Sponsor NTDID:											
Modal Characteristics															
Operation Characteristics															
Vehicles Operated at Maximum Service															
Mode	Directly Operated	Purchased Transportation	Operating Expenses	Fare Revenues	Uses of Capital Funds	Annual Unlinked Trips	Annual Vehicle Revenue Miles	Annual Vehicle Revenue Hours	Average Fleet Age in Years <sup>a</sup>						
Bus	2	-	\$72,738	\$0	\$0	2,398	31,364	1,605	3.0						
Total	2	-	\$72,738	\$0	\$0	2,398	31,364	1,605							
Performance Measures															
Service Efficiency															
Mode	Operating Expenses per Vehicle Revenue Mile		Operating Expenses per Vehicle Revenue Hour		Mode	Operating Expenses per Unlinked Passenger Trip		Unlinked Trips per Vehicle Revenue Mile		Unlinked Trips per Vehicle Revenue Hour					
Bus	\$2.32		\$45.32		Bus	\$30.33		0.1		1.5					
Total	\$2.32		\$45.32		Total	\$30.33		0.1		1.5					
Operating Expense per Vehicle Revenue Mile: Agency Total															
															
Unlinked Passenger Trips per Vehicle Revenue Mile: Agency Total															
															

**Notes:**  
<sup>a</sup>Demand Response - Taxi (DR/TX) and non-dedicated fleets do not report fleet age data.