

**General Information**

**Service Consumption**

23,266 Annual Unlinked Trips (UPT)

**Service Supplied**

172,549 Annual Vehicle Revenue Miles (VRM)  
 14,258 Annual Vehicle Revenue Hours (VRH)

**Summary of Operating Expenses (OE)**

\$755,938 Total Operating Expenses

**Database Information**

NTDID: 9R06-99434  
 Reporter Type: Rural General Public Transit  
 Asset Type: Tier II  
 Sponsor NTDID: 9R06

**Assets**

Revenue Vehicles 8  
 Service Vehicles -  
 Facilities 1

**Financial Information**

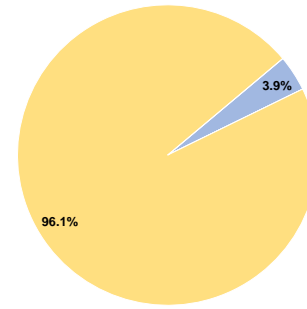
**Sources of Operating Funds Expended**

Fare Revenues	\$29,294	3.9%
Local Funds	\$0	0.0%
State Funds	\$0	0.0%
Federal Assistance	\$726,644	96.1%
Other Funds	\$0	0.0%
<b>Total Operating Funds Expended</b>	<b>\$755,938</b>	<b>100.0%</b>

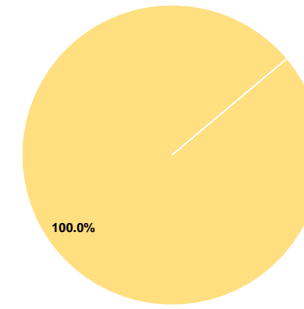
**Sources of Capital Funds Expended**

Fare Revenues	\$0	0.0%
Local Funds	\$0	0.0%
State Funds	\$0	0.0%
Federal Assistance	\$267,924	100.0%
Other Funds	\$0	0.0%
<b>Total Capital Funds Expended</b>	<b>\$267,924</b>	<b>100.0%</b>

**Operating Funding Sources**



**Capital Funding Sources**



**Performance Measure Targets - 2021**

Performance Measure - Asset Type - Target % not in State of Good Repair  
 Equipment - Trucks and other Rubber Tire Vehicles - 0%  
 Facility - Administrative / Maintenance Facilities - 0%  
 Facility - Passenger / Parking Facilities - 0%  
 Rolling Stock - CU - Cutaway - 0%  
 Rolling Stock - FB - Ferryboat - 0%  
 Rolling Stock - VN - Van - 0%

**Modal Characteristics**

**Operation Characteristics**

**Vehicles Operated at Maximum Service**

Mode	Directly Operated	Purchased Transportation	Operating Expenses	Fare Revenues	Uses of Capital Funds	Annual Unlinked Trips	Annual Vehicle Revenue Miles	Annual Vehicle Revenue Hours
Demand Response	7	-	\$755,938	\$29,294	\$267,924	23,266	172,549	14,258
<b>Total</b>	<b>7</b>	<b>-</b>	<b>\$755,938</b>	<b>\$29,294</b>	<b>\$267,924</b>	<b>23,266</b>	<b>172,549</b>	<b>14,258</b>

**Performance Measures**

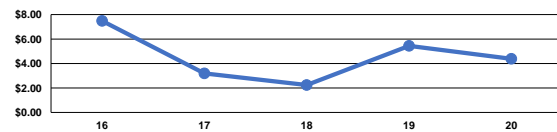
**Service Efficiency**

Mode	Operating Expenses per Vehicle Revenue Mile	Operating Expenses per Vehicle Revenue Hour
Demand Response	\$4.38	\$53.02
<b>Total</b>	<b>\$4.38</b>	<b>\$53.02</b>

**Service Effectiveness**

Mode	Operating Expenses per Unlinked Passenger Trip	Unlinked Trips per Vehicle Revenue Mile	Unlinked Trips per Vehicle Revenue Hour
Demand Response	\$32.49	0.1	1.6
<b>Total</b>	<b>\$32.49</b>	<b>0.1</b>	<b>1.6</b>

Operating Expense per Vehicle Revenue Mile: Agency Total



Unlinked Passenger Trips per Vehicle Revenue Mile: Agency Total

