

**General Information**

**Service Consumption**

9,351 Annual Unlinked Trips (UPT)

**Service Supplied**

31,134 Annual Vehicle Revenue Miles (VRM)  
 2,276 Annual Vehicle Revenue Hours (VRH)

**Summary of Operating Expenses (OE)**

\$117,090 Total Operating Expenses

**Database Information**

NTDID: 9R04-91099  
 Reporter Type: Rural General Public Transit  
 Asset Type: Tier II  
 Sponsor NTDID: 9R04

**Assets**

Revenue Vehicles 4  
 Service Vehicles -  
 Facilities -

**Financial Information**

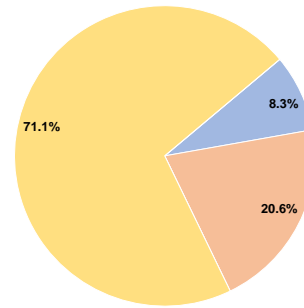
**Sources of Operating Funds Expended**

Fare Revenues	\$9,746	8.3%
Local Funds	\$24,129	20.6%
State Funds	\$0	0.0%
Federal Assistance	\$83,215	71.1%
Other Funds	\$0	0.0%
<b>Total Operating Funds Expended</b>	<b>\$117,090</b>	<b>100.0%</b>

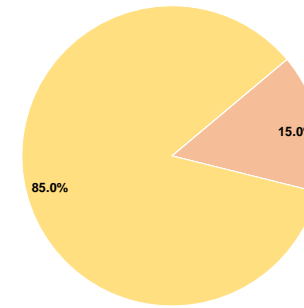
**Sources of Capital Funds Expended**

Fare Revenues	\$0	0.0%
Local Funds	\$6,468	15.0%
State Funds	\$0	0.0%
Federal Assistance	\$36,655	85.0%
Other Funds	\$0	0.0%
<b>Total Capital Funds Expended</b>	<b>\$43,123</b>	<b>100.0%</b>

**Operating Funding Sources**



**Capital Funding Sources**



**Performance Measure Targets - 2021**

Performance Measure - Asset Type - Target % not in State of Good Repair  
 Equipment - Automobiles - 100%  
 Equipment - Trucks and other Rubber Tire Vehicles - 43%  
 Facility - Administrative / Maintenance Facilities - 0%  
 Rolling Stock - BU - Bus - 40%  
 Rolling Stock - CU - Cutaway - 49%  
 Rolling Stock - MV - Minivan - 28%  
 Rolling Stock - VN - Van - 28%

**Modal Characteristics**

**Operation Characteristics**

**Vehicles Operated at Maximum Service**

Mode	Directly Operated	Purchased Transportation	Operating Expenses	Fare Revenues	Uses of Capital Funds	Annual Unlinked Trips	Annual Vehicle Revenue Miles	Annual Vehicle Revenue Hours
Demand Response	4	4	\$117,090	\$9,746	\$43,123	9,351	31,134	2,276
<b>Total</b>	<b>4</b>	<b>4</b>	<b>\$117,090</b>	<b>\$9,746</b>	<b>\$43,123</b>	<b>9,351</b>	<b>31,134</b>	<b>2,276</b>

**Performance Measures**

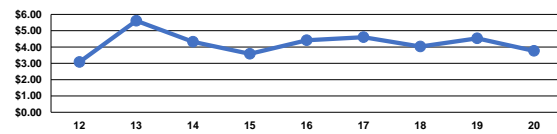
**Service Efficiency**

Mode	Operating Expenses per Vehicle Revenue Mile	Operating Expenses per Vehicle Revenue Hour
Demand Response	\$3.76	\$51.45
<b>Total</b>	<b>\$3.76</b>	<b>\$51.45</b>

**Service Effectiveness**

Mode	Operating Expenses per Unlinked Passenger Trip	Unlinked Trips per Vehicle Revenue Mile	Unlinked Trips per Vehicle Revenue Hour
Demand Response	\$12.52	0.3	4.1
<b>Total</b>	<b>\$12.52</b>	<b>0.3</b>	<b>4.1</b>

Operating Expense per Vehicle Revenue Mile: Agency Total



Unlinked Passenger Trips per Vehicle Revenue Mile: Agency Total

