

General Information

Federally Recognized Tribal Statistical Areas
Lower Brule Reservation and Off-Reservation Trust Land, SD

Service Consumption

5,727 Annual Unlinked Trips (UPT)

Service Supplied

187,307 Annual Vehicle Revenue Miles (VRM)
6,240 Annual Vehicle Revenue Hours (VRH)

Database Information

NTDID: 88176
Reporter Type: Tribal Reporter

Asset Type:
Sponsor NTDID:

Tier II

Assets
Revenue Vehicles 6
Service Vehicles 0
Facilities 0

Financial Information

Sources of Operating Funds Expended

Fare Revenues	\$1,710	0.4%
Local Funds	\$0	0.0%
State Funds	\$0	0.0%
Federal Assistance	\$477,038	99.6%
Other Funds	\$0	0.0%

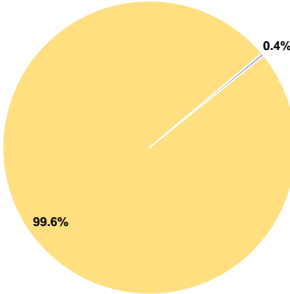
Total Operating Funds Expended \$478,748 100.0%

Sources of Capital Funds Expended

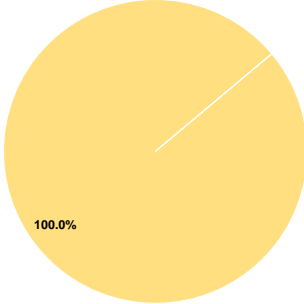
Fare Revenues	\$0	0.0%
Local Funds	\$0	0.0%
State Funds	\$0	0.0%
Federal Assistance	\$105,734	100.0%
Other Funds	\$0	0.0%

Total Capital Funds Expended \$105,734 100.0%

Operating Funding Sources



Capital Funding Sources



Performance Measure Targets - 2021

Performance Measure - Asset Type - Target % not in State of Good Repair
Rolling Stock - CU - Cutaway - 0%
Rolling Stock - VN - Van - 50%

Modal Characteristics

Operation Characteristics

Vehicles Operated at Maximum Service

Mode	Directly Operated	Purchased Transportation	Operating Expenses	Fare Revenues	Uses of Capital Funds	Annual Unlinked Trips	Annual Vehicle Revenue Miles	Annual Vehicle Revenue Hours	Average Fleet Age in Years ^a
Demand Response	3	-	\$478,748	\$1,710	\$105,734	5,727	187,307	6,240	7.3
Total	3	-	\$478,748	\$1,710	\$105,734	5,727	187,307	6,240	

Performance Measures

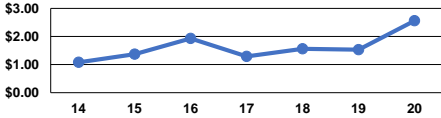
Service Efficiency

Mode	Operating Expenses per Vehicle Revenue Mile	Operating Expenses per Vehicle Revenue Hour
Demand Response	\$2.56	\$76.72
Total	\$2.56	\$76.72

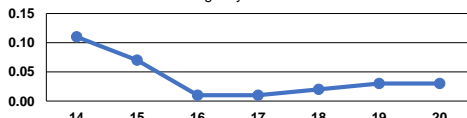
Service Effectiveness

Mode	Operating Expenses per Unlinked Passenger Trip	Unlinked Trips per Vehicle Revenue Mile	Unlinked Trips per Vehicle Revenue Hour
Demand Response	\$83.59	0.0	0.9
Total	\$83.59	0.0	0.9

Operating Expense per Vehicle Revenue Mile: Agency Total



Unlinked Passenger Trips per Vehicle Revenue Mile: Agency Total



Notes:

^aDemand Response - Taxi (DT) and non-dedicated fleets do not report fleet age data.