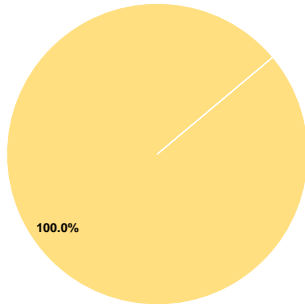
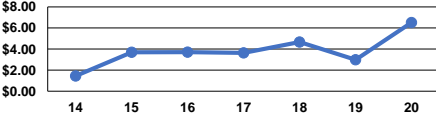
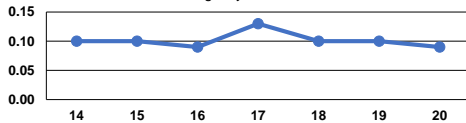


General Information				Financial Information				Performance Measure Targets - 2021					
Federally Recognized Tribal Statistical Areas Northern Cheyenne Indian Reservation and Off-Reservation Trust Land, MT--SD				Sources of Operating Funds Expended Fare Revenues \$0 0.0% Local Funds \$0 0.0% State Funds \$0 0.0% Federal Assistance \$117,077 100.0% Other Funds \$0 0.0% Total Operating Funds Expended \$117,077 100.0%				Operating Funding Sources 				Performance Measure - Asset Type - Target % not in State of Good Repair Rolling Stock - CU - Cutaway - 0% Rolling Stock - MV - Minivan - 0% Rolling Stock - VN - Van - 0%	
Service Consumption 1,534 Annual Unlinked Trips (UPT)				Sources of Capital Funds Expended Fare Revenues \$0 Local Funds \$0 State Funds \$0 Federal Assistance \$0 Other Funds \$0 Total Capital Funds Expended \$0									
Service Supplied 17,961 Annual Vehicle Revenue Miles (VRM) 517 Annual Vehicle Revenue Hours (VRH)				Assets Revenue Vehicles 3 Service Vehicles 0 Facilities 0									
Database Information NTDID: 88116 Reporter Type: Tribal Reporter				Tier II Asset Type: Sponsor NTDID:									
Modal Characteristics													
Operation Characteristics													
Vehicles Operated at Maximum Service													
Mode		Directly Operated	Purchased Transportation	Operating Expenses	Fare Revenues	Uses of Capital Funds	Annual Unlinked Trips	Annual Vehicle Revenue Miles	Annual Vehicle Revenue Hours	Average Fleet Age in Years ^a			
Bus		3	-	\$117,077	\$0	\$0	1,534	17,961	517	5.3			
Total		3	-	\$117,077	\$0	\$0	1,534	17,961	517				
Performance Measures													
Service Efficiency													
Mode		Operating Expenses per Vehicle Revenue Mile		Operating Expenses per Vehicle Revenue Hour		Mode	Operating Expenses per Unlinked Passenger Trip		Unlinked Trips per Vehicle Revenue Mile		Unlinked Trips per Vehicle Revenue Hour		
Bus		\$6.52		\$226.45		Bus	\$76.32		0.1		3.0		
Total		\$6.52		\$226.45		Total	\$76.32		0.1		3.0		
Operating Expense per Vehicle Revenue Mile: Agency Total													
Unlinked Passenger Trips per Vehicle Revenue Mile: Agency Total													
													

Notes:
^aDemand Response - Taxi (DT) and non-dedicated fleets do not report fleet age data.