

General Information

Service Consumption

9,013 Annual Unlinked Trips (UPT)

Service Supplied

227,765 Annual Vehicle Revenue Miles (VRM)
9,104 Annual Vehicle Revenue Hours (VRH)

Summary of Operating Expenses (OE)

\$356,205 Total Operating Expenses

Database Information

NTDID: 6R02-60249
Reporter Type: Rural General Public Transit
Asset Type: Tier II
Sponsor NTDID: 6R02

Assets

Revenue Vehicles 12
Service Vehicles -
Facilities 1

Financial Information

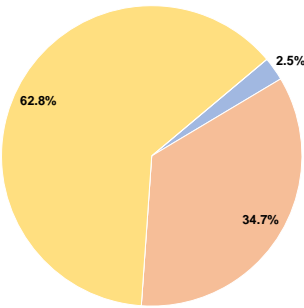
Sources of Operating Funds Expended

Fare Revenues	\$9,059	2.5%
Local Funds	\$123,515	34.7%
State Funds	\$0	0.0%
Federal Assistance	\$223,631	62.8%
Other Funds	\$0	0.0%
Total Operating Funds Expended	\$356,205	100.0%

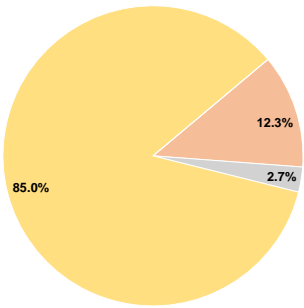
Sources of Capital Funds Expended

Fare Revenues	\$0	0.0%
Local Funds	\$4,866	12.3%
State Funds	\$1,068	2.7%
Federal Assistance	\$33,627	85.0%
Other Funds	\$0	0.0%
Total Capital Funds Expended	\$39,561	100.0%

Operating Funding Sources



Capital Funding Sources



Performance Measure Targets - 2021

Performance Measure - Asset Type - Target % not in State of Good Repair
Facility - Administrative / Maintenance Facilities - 0%
Rolling Stock - AO - Automobile - 100%
Rolling Stock - CU - Cutaway - 23%
Rolling Stock - MV - Minivan - 32%
Rolling Stock - VN - Van - 73%

Modal Characteristics

Operation Characteristics

Vehicles Operated
at Maximum Service

Mode	Directly Operated	Purchased Transportation	Operating Expenses	Fare Revenues	Uses of Capital Funds	Annual Unlinked Trips	Annual Vehicle Revenue Miles	Annual Vehicle Revenue Hours
Demand Response	12	-	\$356,205	\$9,059	\$39,561	9,013	227,765	9,104
Total	12	-	\$356,205	\$9,059	\$39,561	9,013	227,765	9,104

Performance Measures

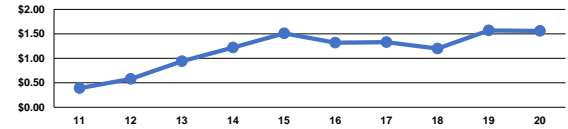
Service Efficiency

Mode	Operating Expenses per Vehicle Revenue Mile	Operating Expenses per Vehicle Revenue Hour
Demand Response	\$1.56	\$39.13
Total	\$1.56	\$39.13

Service Effectiveness

Mode	Operating Expenses per Unlinked Passenger Trip	Unlinked Trips per Vehicle Revenue Mile	Unlinked Trips per Vehicle Revenue Hour
Demand Response	\$39.52	0.0	1.0
Total	\$39.52	0.0	1.0

Operating Expense per Vehicle Revenue Mile: Agency Total



Unlinked Passenger Trips per Vehicle Revenue
Mile: Agency Total

