http://www.wirapids.org
444 W Grand Ave
Wisconsin Rapids, Wi 54495-2768

City of Wisconsin Rapids
2020 Annual Agency Profile

General Information

Service Consumption

84,131 **Annual Unlinked Trips (UPT)**

Service Supplied

426,932 **Annual Vehicle Revenue Miles (VRM)**
40,469 **Annual Vehicle Revenue Hours (VRH)**

Summary of Operating Expenses (OE)

$949,916 **Total Operating Expenses**

Database Information

NTDID: 5R06-50405
Reporter Type: Rural General Public Transit
Asset Type: Tier II
Sponsor NTDID: 5R06

Assets

Revenue Vehicles	11
Service Vehicles	-
Facilities	-

Financial Information

Sources of Operating Funds Expended

Fare Revenues	$372,195	39.2%
Local Funds	$0	0.0%
State Funds	$144,399	15.2%
Federal Assistance	$433,322	45.6%
Other Funds	$0	0.0%
Total Operating Funds Expended	**$949,916**	100.0%

Sources of Capital Funds Expended

Fare Revenues	$0	0.0%
Local Funds	$7,471	20.0%
State Funds	$0	0.0%
Federal Assistance	$29,886	80.0%
Other Funds	$0	0.0%
Total Capital Funds Expended	**$37,357**	100.0%

Operating Funding Sources

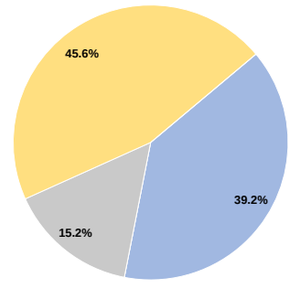

Capital Funding Sources

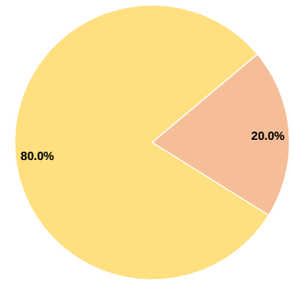

Performance Measure Targets - 2021

Performance Measure - Asset Type - Target % not in State of Good Repair
Equipment - Automobiles - 33%
Equipment - Trucks and other Rubber Tire Vehicles - 29%
Facility - Administrative / Maintenance Facilities - 10%
Facility - Passenger / Parking Facilities - 10%
Rolling Stock - AO - Automobile - 77%
Rolling Stock - BU - Bus - 44%
Rolling Stock - CU - Cutaway - 47%
Rolling Stock - MV - Minivan - 51%
Rolling Stock - SB - School Bus - 0%
Rolling Stock - VN - Van - 27%

Modal Characteristics

Operation Characteristics

Mode	Vehicles Operated at Maximum Service: Directly Operated	Vehicles Operated at Maximum Service: Purchased Transportation	Operating Expenses	Fare Revenues	Uses of Capital Funds	Annual Unlinked Trips	Annual Vehicle Revenue Miles	Annual Vehicle Revenue Hours
Demand Response	-	11	$949,916	$372,195	$37,357	84,131	426,932	40,469
Total	**-**	**11**	**$949,916**	**$372,195**	**$37,357**	**84,131**	**426,932**	**40,469**

Performance Measures

Service Efficiency

Mode	Operating Expenses per Vehicle Revenue Mile	Operating Expenses per Vehicle Revenue Hour
Demand Response	$2.22	$23.47
Total	**$2.22**	**$23.47**

Service Effectiveness

Mode	Operating Expenses per Unlinked Passenger Trip	Unlinked Trips per Vehicle Revenue Mile	Unlinked Trips per Vehicle Revenue Hour
Demand Response	$11.29	0.2	2.1
Total	**$11.29**	**0.2**	**2.1**

Operating Expense per Vehicle Revenue Mile: Agency Total

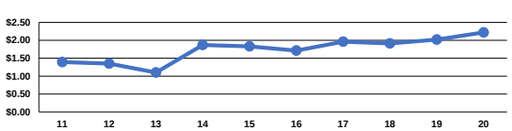
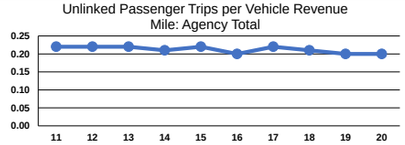
Unlinked Passenger Trips per Vehicle Revenue Mile: Agency Total