

**General Information**

**Service Consumption**

180,953 Annual Unlinked Trips (UPT)

**Service Supplied**

214,364 Annual Vehicle Revenue Miles (VRM)  
 20,167 Annual Vehicle Revenue Hours (VRH)

**Summary of Operating Expenses (OE)**

\$832,721 Total Operating Expenses

**Database Information**

NTDID: 5R04-50349  
 Reporter Type: Rural General Public Transit  
 Asset Type: Tier II  
 Sponsor NTDID: 5R04

**Assets**

Revenue Vehicles - 11  
 Service Vehicles -  
 Facilities -

**Financial Information**

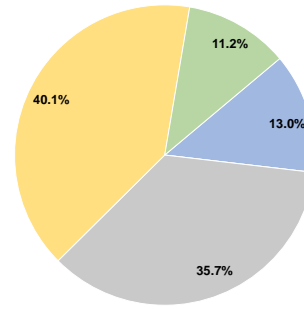
**Sources of Operating Funds Expended**

Fare Revenues	\$107,984	13.0%
Local Funds	\$0	0.0%
State Funds	\$297,412	35.7%
Federal Assistance	\$333,859	40.1%
Other Funds	\$93,466	11.2%
<b>Total Operating Funds Expended</b>	<b>\$832,721</b>	<b>100.0%</b>

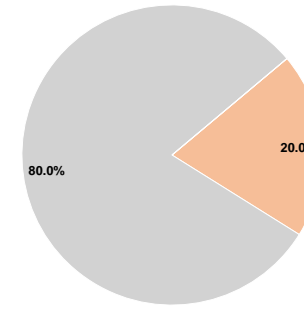
**Sources of Capital Funds Expended**

Fare Revenues	\$0	0.0%
Local Funds	\$16,785	20.0%
State Funds	\$67,140	80.0%
Federal Assistance	\$0	0.0%
Other Funds	\$0	0.0%
<b>Total Capital Funds Expended</b>	<b>\$83,925</b>	<b>100.0%</b>

**Operating Funding Sources**



**Capital Funding Sources**



**Performance Measure Targets - 2021**

Performance Measure - Asset Type - Target % not in State of Good Repair  
 Equipment - Automobiles - 10%  
 Equipment - Trucks and other Rubber Tire Vehicles - 10%  
 Facility - Administrative / Maintenance Facilities - 10%  
 Facility - Passenger / Parking Facilities - 10%  
 Rolling Stock - CU - Cutaway - 10%  
 Rolling Stock - VN - Van - 10%

**Modal Characteristics**

**Operation Characteristics**

**Vehicles Operated at Maximum Service**

Mode	Directly Operated	Purchased Transportation	Operating Expenses	Fare Revenues	Uses of Capital Funds	Annual Unlinked Trips	Annual Vehicle Revenue Miles	Annual Vehicle Revenue Hours
Demand Response	1	-	\$146,409	\$3,577	\$83,925	3,092	30,986	3,661
Bus	7	-	\$686,312	\$104,407	\$0	177,861	183,378	16,506
<b>Total</b>	<b>8</b>	<b>-</b>	<b>\$832,721</b>	<b>\$107,984</b>	<b>\$83,925</b>	<b>180,953</b>	<b>214,364</b>	<b>20,167</b>

**Performance Measures**

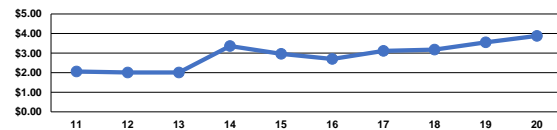
**Service Efficiency**

Mode	Operating Expenses per Vehicle Revenue Mile	Operating Expenses per Vehicle Revenue Hour
Demand Response	\$4.73	\$39.99
Bus	\$3.74	\$41.58
<b>Total</b>	<b>\$3.88</b>	<b>\$41.29</b>

**Service Effectiveness**

Mode	Operating Expenses per Unlinked Passenger Trip	Unlinked Trips per Vehicle Revenue Mile	Unlinked Trips per Vehicle Revenue Hour
Demand Response	\$47.35	0.1	0.8
Bus	\$3.86	1.0	10.8
<b>Total</b>	<b>\$4.60</b>	<b>0.8</b>	<b>9.0</b>

Operating Expense per Vehicle Revenue Mile: Agency Total



Unlinked Passenger Trips per Vehicle Revenue Mile: Agency Total

