

General Information

Federally Recognized Tribal Statistical Areas

Oneida (WI) Reservation and Off-Reservation Trust Land, WI

Service Consumption

11,684 Annual Unlinked Trips (UPT)

Service Supplied

101,444 Annual Vehicle Revenue Miles (VRM)

6,386 Annual Vehicle Revenue Hours (VRH)

Database Information

NTDID: 55276

Reporter Type: Tribal Reporter

Asset Type:

Tier II

5R06

Sponsor NTDID:

Sources of Operating Funds Expended

Fare Revenues	\$9,248	1.5%
Local Funds	\$8,565	1.4%
State Funds	\$16,579	2.7%
Federal Assistance	\$569,642	94.3%
Other Funds	\$0	0.0%
Total Operating Funds Expended	\$604,034	100.0%

Sources of Capital Funds Expended

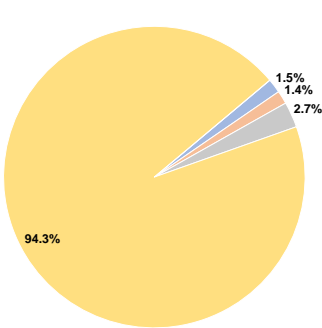
Fare Revenues	\$0
Local Funds	\$0
State Funds	\$0
Federal Assistance	\$0
Other Funds	\$0
Total Capital Funds Expended	\$0

Assets

Revenue Vehicles	10
Service Vehicles	0
Facilities	0

Financial Information

Operating Funding Sources



Performance Measure Targets - 2021

Performance Measure - Asset Type - Target % not in State of Good Repair
Equipment - Automobiles - 33%
Equipment - Trucks and other Rubber Tire Vehicles - 29%
Facility - Administrative / Maintenance Facilities - 10%
Facility - Passenger / Parking Facilities - 10%
Rolling Stock - AO - Automobile - 77%
Rolling Stock - BU - Bus - 44%
Rolling Stock - CU - Cutaway - 47%
Rolling Stock - MV - Minivan - 51%
Rolling Stock - SB - School Bus - 0%
Rolling Stock - VN - Van - 27%

Modal Characteristics

Operation Characteristics

Vehicles Operated at Maximum Service

Mode	Directly Operated	Purchased Transportation	Operating Expenses	Fare Revenues	Uses of Capital Funds	Annual Unlinked Trips	Annual Vehicle Revenue Miles	Annual Vehicle Revenue Hours	Average Fleet Age in Years ^a
Demand Response	10	-	\$604,034	\$9,248	\$0	11,684	101,444	6,386	2.5
Total	10	-	\$604,034	\$9,248	\$0	11,684	101,444	6,386	

Performance Measures

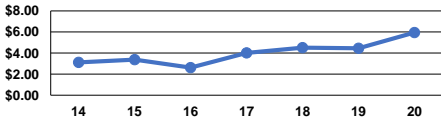
Service Efficiency

Mode	Operating Expenses per Vehicle Revenue Mile	Operating Expenses per Vehicle Revenue Hour
Demand Response	\$5.95	\$94.59
Total	\$5.95	\$94.59

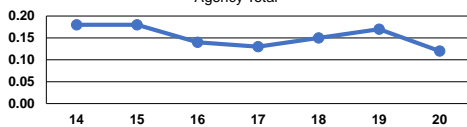
Service Effectiveness

Mode	Operating Expenses per Unlinked Passenger Trip	Unlinked Trips per Vehicle Revenue Mile	Unlinked Trips per Vehicle Revenue Hour
Demand Response	\$51.70	0.1	1.8
Total	\$51.70	0.1	1.8

Operating Expense per Vehicle Revenue Mile: Agency Total



Unlinked Passenger Trips per Vehicle Revenue Mile: Agency Total



Notes:

^aDemand Response - Taxi (DT) and non-dedicated fleets do not report fleet age data.