

General Information

Service Consumption

24,863 Annual Unlinked Trips (UPT)

Service Supplied

198,917 Annual Vehicle Revenue Miles (VRM)
8,682 Annual Vehicle Revenue Hours (VRH)

Summary of Operating Expenses (OE)

\$1,246,141 Total Operating Expenses

Database Information

NTDID: 0R03-00383
Reporter Type: Rural General Public Transit
Asset Type: Tier II
Sponsor NTDID:

Assets

Revenue Vehicles 15
Service Vehicles -
Facilities -

Financial Information

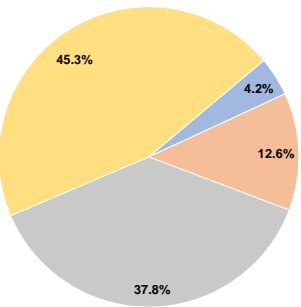
Sources of Operating Funds Expended

Fare Revenues	\$52,632	4.2%
Local Funds	\$157,596	12.6%
State Funds	\$471,423	37.8%
Federal Assistance	\$564,490	45.3%
Other Funds	\$0	0.0%
Total Operating Funds Expended	\$1,246,141	100.0%

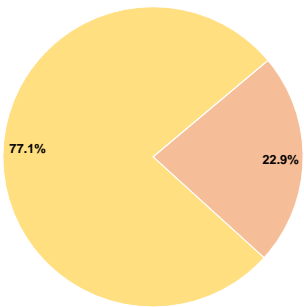
Sources of Capital Funds Expended

Fare Revenues	\$0	0.0%
Local Funds	\$49,764	22.9%
State Funds	\$0	0.0%
Federal Assistance	\$167,990	77.1%
Other Funds	\$0	0.0%
Total Capital Funds Expended	\$217,754	100.0%

Operating Funding Sources



Capital Funding Sources



Performance Measure Targets - 2021

Performance Measure - Asset Type - Target % not in State of Good Repair
Rolling Stock - AO - Automobile - 100%
Rolling Stock - CU - Cutaway - 25%
Rolling Stock - VN - Van - 100%

Modal Characteristics

Operation Characteristics

Mode	Vehicles Operated at Maximum Service		Operating Expenses	Fare Revenues	Uses of Capital Funds	Annual Unlinked Trips	Annual Vehicle Revenue Miles	Annual Vehicle Revenue Hours
	Directly Operated	Purchased Transportation						
Demand Response	8	-	\$1,221,363	\$30,415	\$217,754	20,905	159,525	7,799
Vanpool	4	-	\$24,778	\$22,217	\$0	3,958	39,392	883
Total	12	-	\$1,246,141	\$52,632	\$217,754	24,863	198,917	8,682

Performance Measures

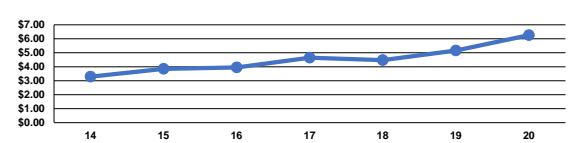
Service Efficiency

Mode	Operating Expenses per Vehicle Revenue Mile	Operating Expenses per Vehicle Revenue Hour
Demand Response	\$7.66	\$156.61
Vanpool	\$0.63	\$28.06
Total	\$6.26	\$143.53

Service Effectiveness

Mode	Operating Expenses per Unlinked Passenger Trip	Unlinked Trips per Vehicle Revenue Mile	Unlinked Trips per Vehicle Revenue Hour
Demand Response	\$58.42	0.1	2.7
Vanpool	\$6.26	0.1	4.5
Total	\$50.12	0.1	2.9

Operating Expense per Vehicle Revenue Mile: Agency Total



Unlinked Passenger Trips per Vehicle Revenue Mile: Agency Total

