

General Information

Federally Recognized Tribal Statistical Areas
 Ninilchik ANVSA, AK

Service Consumption
 453 Annual Unlinked Trips (UPT)

Service Supplied
 26,554 Annual Vehicle Revenue Miles (VRM)
 1,251 Annual Vehicle Revenue Hours (VRH)

Database Information
 NTDID: 00414
 Reporter Type: Tribal Reporter

Asset Type: Tier II
 Sponsor NTDID:

Assets
 Revenue Vehicles 3
 Service Vehicles 0
 Facilities 3

Financial Information

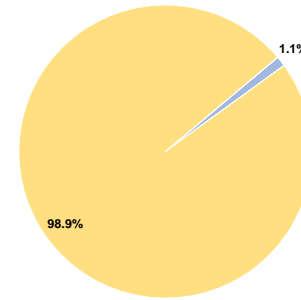
Sources of Operating Funds Expended

Fare Revenues	\$2,359	1.1%
Local Funds	\$0	0.0%
State Funds	\$0	0.0%
Federal Assistance	\$207,071	98.9%
Other Funds	\$0	0.0%
Total Operating Funds Expended	\$209,430	100.0%

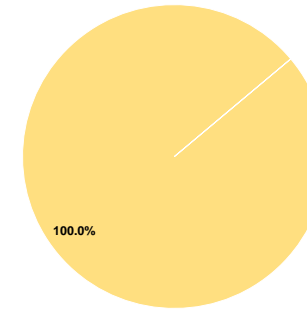
Sources of Capital Funds Expended

Fare Revenues	\$0	0.0%
Local Funds	\$0	0.0%
State Funds	\$0	0.0%
Federal Assistance	\$460,299	100.0%
Other Funds	\$0	0.0%
Total Capital Funds Expended	\$460,299	100.0%

Operating Funding Sources



Capital Funding Sources



Performance Measure Targets - 2021

Performance Measure - Asset Type - Target % not in State of Good Repair
 Facility - Administrative / Maintenance Facilities - 0%
 Facility - Passenger / Parking Facilities - 50%
 Rolling Stock - BU - Bus - 67%

Modal Characteristics

Operation Characteristics

Vehicles Operated at Maximum Service

Mode	Directly Operated	Purchased Transportation	Operating Expenses	Fare Revenues	Uses of Capital Funds	Annual Unlinked Trips	Annual Vehicle Revenue Miles	Annual Vehicle Revenue Hours	Average Fleet Age in Years ^a
Bus	2	-	\$209,430	\$2,359	\$460,299	453	26,554	1,251	11.3
Total	2	-	\$209,430	\$2,359	\$460,299	453	26,554	1,251	

Performance Measures

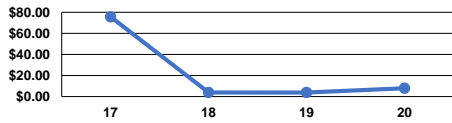
Service Efficiency

Mode	Operating Expenses per Vehicle Revenue Mile	Operating Expenses per Vehicle Revenue Hour
Bus	\$7.89	\$167.41
Total	\$7.89	\$167.41

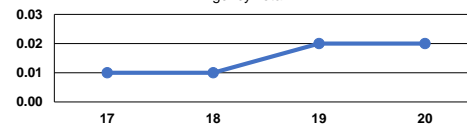
Service Effectiveness

Mode	Operating Expenses per Unlinked Passenger Trip	Unlinked Trips per Vehicle Revenue Mile	Unlinked Trips per Vehicle Revenue Hour
Bus	\$462.32	0.0	0.4
Total	\$462.32	0.0	0.4

Operating Expense per Vehicle Revenue Mile: Agency Total



Unlinked Passenger Trips per Vehicle Revenue Mile: Agency Total



Notes:

^aDemand Response - Taxi (DT) and non-dedicated fleets do not report fleet age data.