http://www.hydatribe.org/transportation.hotmail
1 Water St
P.O. Box 349
Hydaburg, Ak 99922

Hydaburg Cooperative Association
2020 Annual Agency Profile

Ms. Roxanne Peele
907-285-3666

General Information

Federally Recognized Tribal Statistical Areas

Hydaburg ANVSA, AK

Service Consumption

368 **Annual Unlinked Trips (UPT)**

Service Supplied

3,731 **Annual Vehicle Revenue Miles (VRM)**
241 **Annual Vehicle Revenue Hours (VRH)**

Database Information

NTDID: 00279 **Asset Type:** Tier II
Reporter Type: Tribal Reporter **Sponsor NTDID:**

Financial Information

Sources of Operating Funds Expended

Fare Revenues	$395	1.2%
Local Funds	$0	0.0%
State Funds	$0	0.0%
Federal Assistance	$32,033	98.8%
Other Funds	$0	0.0%
Total Operating Funds Expended	$32,428	100.0%

Operating Funding Sources

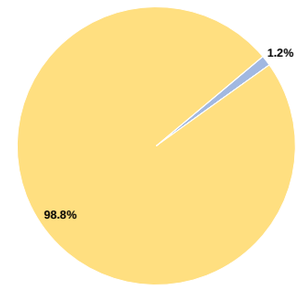

Sources of Capital Funds Expended

Fare Revenues	$0
Local Funds	$0
State Funds	$0
Federal Assistance	$0
Other Funds	$0
Total Capital Funds Expended	$0

Assets

Revenue Vehicles	**2**
Service Vehicles	**0**
Facilities	**0**

Performance Measure Targets - 2021

Performance Measure - Asset Type - Target % not in State of Good Repair
Rolling Stock - VN - Van - 100%

Modal Characteristics

Operation Characteristics

Mode	Vehicles Operated at Maximum Service: Directly Operated	Vehicles Operated at Maximum Service: Purchased Transportation	Operating Expenses	Fare Revenues	Uses of Capital Funds	Annual Unlinked Trips	Annual Vehicle Revenue Miles	Annual Vehicle Revenue Hours	Average Fleet Age in Years[a]
Demand Response	1	-	$32,428	$395	$0	368	3,731	241	7.0
Total	1	-	$32,428	$395	$0	368	3,731	241	

Performance Measures

Service Efficiency

Mode	Operating Expenses per Vehicle Revenue Mile	Operating Expenses per Vehicle Revenue Hour
Demand Response	$8.69	$134.56
Total	$8.69	$134.56

Service Effectiveness

Mode	Operating Expenses per Unlinked Passenger Trip	Unlinked Trips per Vehicle Revenue Mile	Unlinked Trips per Vehicle Revenue Hour
Demand Response	$88.12	0.1	1.5
Total	$88.12	0.1	1.5

Operating Expense per Vehicle Revenue Mile: Agency Total

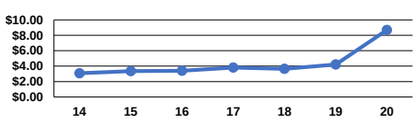

Unlinked Passenger Trips per Vehicle Revenue Mile: Agency Total

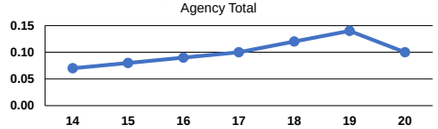

Notes:
[a]Demand Response - Taxi (DT) and non-dedicated fleets do not report fleet age data.