

General Information

Federally Recognized Tribal Statistical Areas

Sitka ANVSA, AK

Service Consumption

21,358 Annual Unlinked Trips (UPT)

Service Supplied

72,862 Annual Vehicle Revenue Miles (VRM)

5,986 Annual Vehicle Revenue Hours (VRH)

Financial Information

Sources of Operating Funds Expended

Fare Revenues	\$14,612	2.5%
Local Funds	\$0	0.0%
State Funds	\$0	0.0%
Federal Assistance	\$565,933	97.5%
Other Funds	\$0	0.0%
Total Operating Funds Expended	\$580,545	100.0%

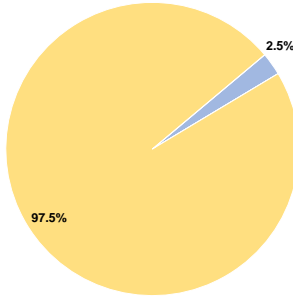
Sources of Capital Funds Expended

Fare Revenues	\$0	0.0%
Local Funds	\$0	0.0%
State Funds	\$0	0.0%
Federal Assistance	\$480,625	100.0%
Other Funds	\$0	0.0%
Total Capital Funds Expended	\$480,625	100.0%

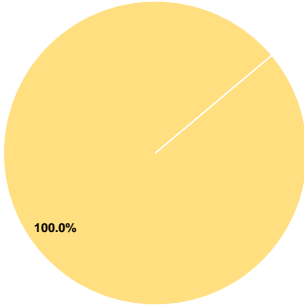
Assets

Revenue Vehicles	6
Service Vehicles	1
Facilities	0

Operating Funding Sources



Capital Funding Sources



Performance Measure Targets - 2021

Performance Measure - Asset Type - Target % not in State of Good Repair  
Equipment - Automobiles - 10%  
Equipment - Trucks and other Rubber Tire Vehicles - 30%  
Facility - Administrative / Maintenance Facilities - 0%  
Facility - Passenger / Parking Facilities - 0%  
Rolling Stock - AO - Automobile - 29%  
Rolling Stock - BU - Bus - 30%  
Rolling Stock - CU - Cutaway - 40%  
Rolling Stock - MV - Minivan - 40%  
Rolling Stock - SV - Sports Utility Vehicle - 100%  
Rolling Stock - VN - Van - 35%

Database Information

NTDID: 00014

Reporter Type: Tribal Reporter

Asset Type: Tier II

Sponsor NTDID: 0R04

Modal Characteristics

Operation Characteristics

Vehicles Operated at Maximum Service

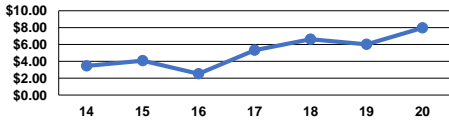
Mode	Directly Operated	Purchased Transportation	Operating Expenses	Fare Revenues	Uses of Capital Funds	Annual Unlinked Trips	Annual Vehicle Revenue Miles	Annual Vehicle Revenue Hours	Average Fleet Age in Years <sup>a</sup>
Bus	3	-	\$580,545	\$14,612	\$480,626	21,358	72,862	5,986	4.8
Total	3	-	\$580,545	\$14,612	\$480,626	21,358	72,862	5,986	

Performance Measures

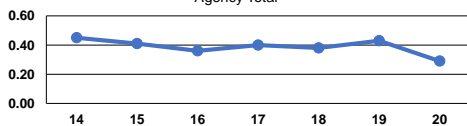
Service Efficiency

Mode	Operating Expenses per Vehicle Revenue Mile	Operating Expenses per Vehicle Revenue Hour
Bus	\$7.97	\$96.98
Total	\$7.97	\$96.98

Operating Expense per Vehicle Revenue Mile: Agency Total



Unlinked Passenger Trips per Vehicle Revenue Mile: Agency Total



Service Effectiveness

Mode	Operating Expenses per Unlinked Passenger Trip	Unlinked Trips per Vehicle Revenue Mile	Unlinked Trips per Vehicle Revenue Hour
Bus	\$27.18	0.3	3.6
Total	\$27.18	0.3	3.6

Notes:

<sup>a</sup>Demand Response - Taxi (DT) and non-dedicated fleets do not report fleet age data.