

County of Sacramento Municipal Services Agency Department of Transportation

2019 Annual Agency Profile

General Information

Service Consumption

105,479 Annual Unlinked Trips (UPT)

Service Supplied

445,993 Annual Vehicle Revenue Miles (VRM)
22,367 Annual Vehicle Revenue Hours (VRH)

Summary of Operating Expenses (OE)

\$2,003,738 Total Operating Expenses

Database Information

NTDID: 9R02-90216

Reporter Type: Rural General Public Transit

Financial Information

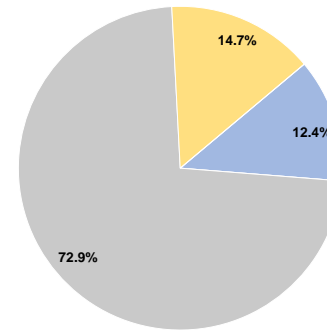
Sources of Operating Funds Expended

Fare Revenues	\$247,875	12.4%
Local Funds	\$0	0.0%
State Funds	\$1,460,810	72.9%
Federal Assistance	\$295,053	14.7%
Other Funds	\$0	0.0%
Total Operating Funds Expended	\$2,003,738	100.0%

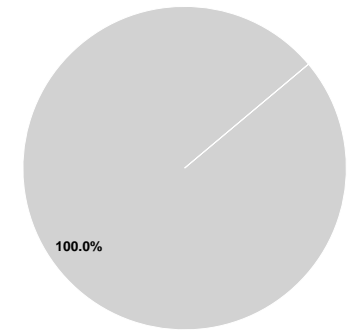
Sources of Capital Funds Expended

Fare Revenues	\$0	0.0%
Local Funds	\$0	0.0%
State Funds	\$564,238	100.0%
Federal Assistance	\$0	0.0%
Other Funds	\$0	0.0%
Total Capital Funds Expended	\$564,238	100.0%

Operating Funding Sources



Capital Funding Sources



Modal Characteristics

Operation Characteristics

Vehicles Operated at Maximum Service

Mode	Directly Operated	Purchased Transportation	Operating Expenses	Fare Revenues	Uses of Capital Funds	Annual Unlinked Trips	Annual Vehicle Revenue Miles	Annual Vehicle Revenue Hours
Commuter Bus	-	4	\$1,125,900	\$165,350	\$0	58,083	250,584	9,598
Demand Response	-	8	\$550,027	\$76,306	\$0	43,268	122,442	10,354
Bus	-	1	\$327,811	\$6,219	\$564,238	4,128	72,967	2,415
Total	-	13	\$2,003,738	\$247,875	\$564,238	105,479	445,993	22,367

Performance Measures

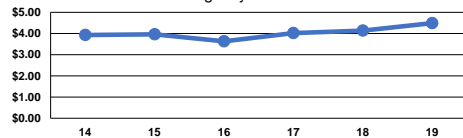
Service Efficiency

Mode	Operating Expenses per Vehicle Revenue Mile	Operating Expenses per Vehicle Revenue Hour
Commuter Bus	\$4.49	\$117.31
Demand Response	\$4.49	\$53.12
Bus	\$4.49	\$135.74
Total	\$4.49	\$89.58

Service Effectiveness

Mode	Operating Expenses per Unlinked Passenger Trip	Unlinked Trips per Vehicle Revenue Mile	Unlinked Trips per Vehicle Revenue Hour
Commuter Bus	\$19.38	0.2	6.1
Demand Response	\$12.71	0.4	4.2
Bus	\$79.41	0.1	1.7
Total	\$19.00	0.2	4.7

Operating Expense per Vehicle Revenue Mile:
Agency Total



Unlinked Passenger Trips per Vehicle Revenue
Mile: Agency Total

