

# City of Coolidge dba Cotton Express

2019 Annual Agency Profile

## General Information

### Service Consumption

31,669 Annual Unlinked Trips (UPT)

### Service Supplied

197,867 Annual Vehicle Revenue Miles (VRM)  
14,616 Annual Vehicle Revenue Hours (VRH)

### Summary of Operating Expenses (OE)

\$920,667 Total Operating Expenses

### Database Information

NTDID: 9R01-91096

Reporter Type: Rural General Public Transit

## Financial Information

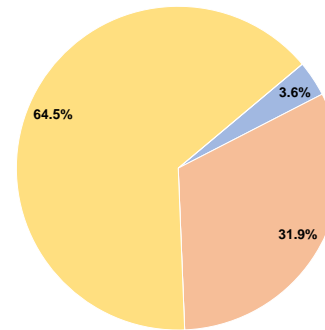
### Sources of Operating Funds Expended

Fare Revenues	\$32,727	3.6%
Local Funds	\$293,905	31.9%
State Funds	\$0	0.0%
Federal Assistance	\$594,035	64.5%
Other Funds	\$0	0.0%
<b>Total Operating Funds Expended</b>	<b>\$920,667</b>	<b>100.0%</b>

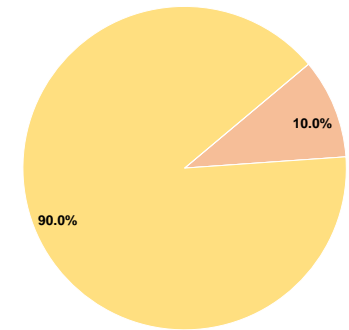
### Sources of Capital Funds Expended

Fare Revenues	\$0	0.0%
Local Funds	\$33,084	10.0%
State Funds	\$0	0.0%
Federal Assistance	\$297,759	90.0%
Other Funds	\$0	0.0%
<b>Total Capital Funds Expended</b>	<b>\$330,843</b>	<b>100.0%</b>

### Operating Funding Sources



### Capital Funding Sources



## Modal Characteristics

### Operation Characteristics

#### Vehicles Operated at Maximum Service

Mode	Directly Operated	Purchased Transportation	Operating Expenses	Fare Revenues	Uses of Capital Funds	Annual Unlinked Trips	Annual Vehicle Revenue Miles	Annual Vehicle Revenue Hours
Demand Response	1	-	\$176,876	\$11,246	\$143,715	8,413	19,337	2,016
Bus	9	-	\$743,791	\$21,481	\$187,128	23,256	178,530	12,600
<b>Total</b>	<b>10</b>	<b>-</b>	<b>\$920,667</b>	<b>\$32,727</b>	<b>\$330,843</b>	<b>31,669</b>	<b>197,867</b>	<b>14,616</b>

### Performance Measures

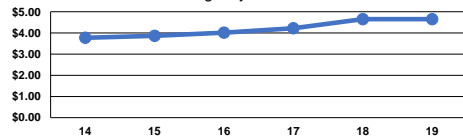
#### Service Efficiency

Mode	Operating Expenses per Vehicle Revenue Mile	Operating Expenses per Vehicle Revenue Hour
Demand Response	\$9.15	\$87.74
Bus	\$4.17	\$59.03
<b>Total</b>	<b>\$4.65</b>	<b>\$62.99</b>

#### Service Effectiveness

Mode	Operating Expenses per Unlinked Passenger Trip	Unlinked Trips per Vehicle Revenue Mile	Unlinked Trips per Vehicle Revenue Hour
Demand Response	\$21.02	0.4	4.2
Bus	\$31.98	0.1	1.8
<b>Total</b>	<b>\$29.07</b>	<b>0.2</b>	<b>2.2</b>

Operating Expense per Vehicle Revenue Mile: Agency Total



Unlinked Passenger Trips per Vehicle Revenue Mile: Agency Total

