

General Information

Urbanized Area (UZA) Statistics - 2010 Census

Los Angeles-Long Beach-Anaheim, CA
1,736 **Square Miles**
12,150,996 **Population**
2 **Pop. Rank out of 498 UZAs**

Service Area Statistics

2 **Square Miles**
35,288 **Population**

Service Consumption

106,738 **Annual Unlinked Trips (UPT)**

Service Supplied

172,712 **Annual Vehicle Revenue Miles (VRM)**
26,712 **Annual Vehicle Revenue Hours (VRH)**

Database Information

NTDID: 90294

Reporter Type: Reduced Reporter

Financial Information

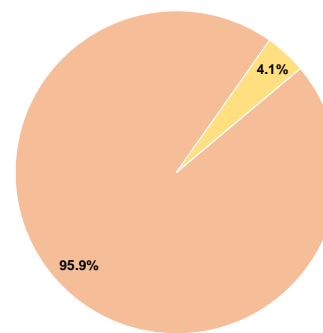
Sources of Operating Funds Expended

Fare Revenues	\$0	0.0%
Local Funds	\$2,120,279	95.9%
State Funds	\$0	0.0%
Federal Assistance	\$91,108	4.1%
Other Funds	\$0	0.0%
Total Operating Funds Expended	\$2,211,387	100.0%

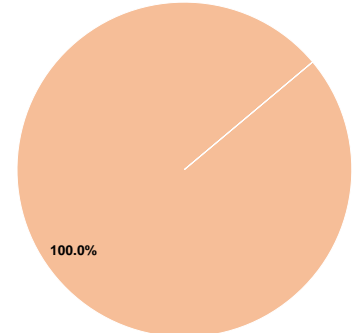
Sources of Capital Funds Expended

Fare Revenues	\$0	0.0%
Local Funds	\$928,512	100.0%
State Funds	\$0	0.0%
Federal Assistance	\$0	0.0%
Other Funds	\$0	0.0%
Total Capital Funds Expended	\$928,512	100.0%

Operating Funding Sources



Capital Funding Sources



Modal Characteristics

Operation Characteristics

Vehicles Operated at Maximum Service

Mode	Directly Operated	Purchased Transportation	Operating Expenses	Fare Revenues	Uses of Capital Funds	Annual Unlinked Trips	Annual Vehicle Revenue Miles	Annual Vehicle Revenue Hours	Average Fleet Age in Years ^a
Demand Response	-	6	\$711,011	\$0	\$0	16,602	57,541	11,709	3.4
Bus	-	4	\$1,015,731	\$0	\$928,512	90,136	115,171	15,003	4.0
Total	-	10	\$1,726,742	\$0	\$928,512	106,738	172,712	26,712	

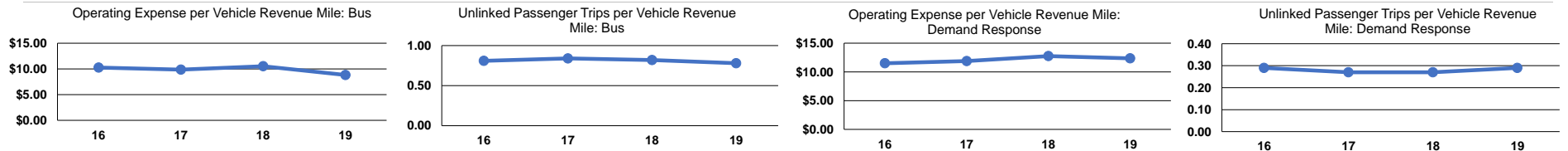
Performance Measures

Service Efficiency

Mode	Operating Expenses per Vehicle Revenue Mile	Operating Expenses per Vehicle Revenue Hour
Demand Response	\$12.36	\$60.72
Bus	\$8.82	\$67.70
Total	\$10.00	\$64.64

Service Effectiveness

Mode	Operating Expenses per Unlinked Passenger Trip	Unlinked Trips per Vehicle Revenue Mile	Unlinked Trips per Vehicle Revenue Hour
Demand Response	\$42.83	0.3	1.4
Bus	\$11.27	0.8	6.0
Total	\$16.18	0.6	4.0



Notes:

^aDemand Response - Taxi (DT) and non-dedicated fleets do not report fleet age data.