

# Campbell County Senior Citizens Association Inc

2019 Annual Agency Profile

## General Information

### Service Consumption

16,569 Annual Unlinked Trips (UPT)

### Service Supplied

58,053 Annual Vehicle Revenue Miles (VRM)  
1,885 Annual Vehicle Revenue Hours (VRH)

### Summary of Operating Expenses (OE)

\$319,546 Total Operating Expenses

### Database Information

NTDID: 8R05-80163

Reporter Type: Rural General Public Transit

## Financial Information

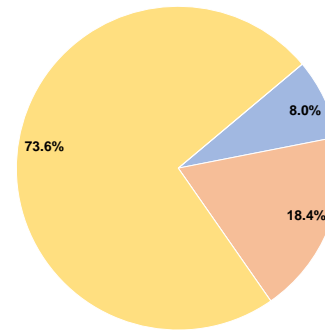
### Sources of Operating Funds Expended

Fare Revenues	\$25,665	8.0%
Local Funds	\$58,776	18.4%
State Funds	\$0	0.0%
Federal Assistance	\$235,105	73.6%
Other Funds	\$0	0.0%
<b>Total Operating Funds Expended</b>	<b>\$319,546</b>	<b>100.0%</b>

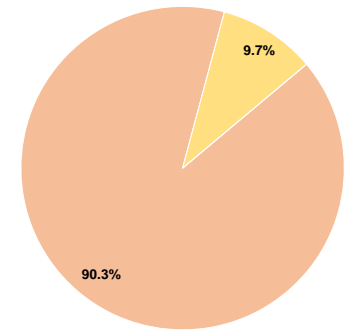
### Sources of Capital Funds Expended

Fare Revenues	\$0	0.0%
Local Funds	\$53,843	90.3%
State Funds	\$0	0.0%
Federal Assistance	\$5,800	9.7%
Other Funds	\$0	0.0%
<b>Total Capital Funds Expended</b>	<b>\$59,643</b>	<b>100.0%</b>

### Operating Funding Sources



### Capital Funding Sources



## Modal Characteristics

### Operation Characteristics

#### Vehicles Operated at Maximum Service

Mode	Directly Operated	Purchased Transportation	Operating Expenses	Fare Revenues
Demand Response	8	-	\$319,546	\$25,665
<b>Total</b>	<b>8</b>	<b>-</b>	<b>\$319,546</b>	<b>\$25,665</b>

Uses of Capital Funds	Annual Unlinked Trips	Annual Vehicle Revenue Miles	Annual Vehicle Revenue Hours
\$59,643	16,569	58,053	1,885
<b>\$59,643</b>	<b>16,569</b>	<b>58,053</b>	<b>1,885</b>

### Performance Measures

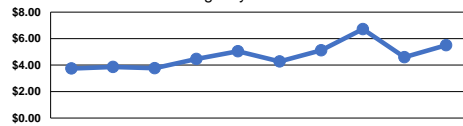
#### Service Efficiency

Mode	Operating Expenses per Vehicle Revenue Mile	Operating Expenses per Vehicle Revenue Hour
Demand Response	\$5.50	\$169.52
<b>Total</b>	<b>\$5.50</b>	<b>\$169.52</b>

#### Service Effectiveness

Mode	Operating Expenses per Unlinked Passenger Trip	Unlinked Trips per Vehicle Revenue Mile	Unlinked Trips per Vehicle Revenue Hour
Demand Response	\$19.29	0.3	8.8
<b>Total</b>	<b>\$19.29</b>	<b>0.3</b>	<b>8.8</b>

Operating Expense per Vehicle Revenue Mile:  
Agency Total



Unlinked Passenger Trips per Vehicle Revenue  
Mile: Agency Total

