

# Souris Basin Transit

2019 Annual Agency Profile

## General Information

### Service Consumption

86,434 Annual Unlinked Trips (UPT)

### Service Supplied

476,006 Annual Vehicle Revenue Miles (VRM)  
33,634 Annual Vehicle Revenue Hours (VRH)

### Summary of Operating Expenses (OE)

\$1,477,475 Total Operating Expenses

### Database Information

NTDID: 8R03-80302

Reporter Type: Rural General Public Transit

## Financial Information

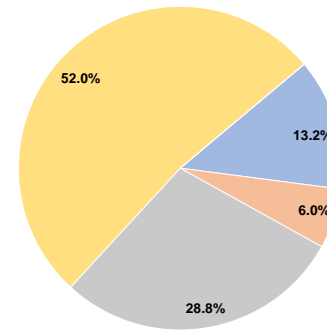
### Sources of Operating Funds Expended

Fare Revenues	\$194,780	13.2%
Local Funds	\$88,501	6.0%
State Funds	\$425,302	28.8%
Federal Assistance	\$768,892	52.0%
Other Funds	\$0	0.0%
<b>Total Operating Funds Expended</b>	<b>\$1,477,475</b>	<b>100.0%</b>

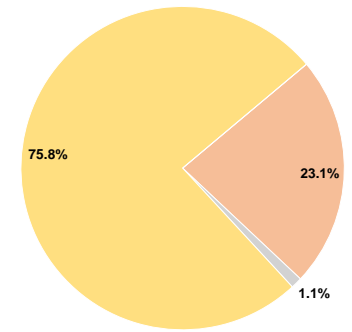
### Sources of Capital Funds Expended

Fare Revenues	\$0	0.0%
Local Funds	\$233,586	23.1%
State Funds	\$11,334	1.1%
Federal Assistance	\$765,336	75.8%
Other Funds	\$0	0.0%
<b>Total Capital Funds Expended</b>	<b>\$1,010,256</b>	<b>100.0%</b>

### Operating Funding Sources



### Capital Funding Sources



## Modal Characteristics

### Operation Characteristics

#### Vehicles Operated at Maximum Service

Mode	Directly Operated	Purchased Transportation	Operating Expenses	Fare Revenues	Uses of Capital Funds	Annual Unlinked Trips	Annual Vehicle Revenue Miles	Annual Vehicle Revenue Hours
Demand Response	23	-	\$1,477,475	\$194,780	\$1,010,256	86,434	476,006	33,634
<b>Total</b>	<b>23</b>	<b>-</b>	<b>\$1,477,475</b>	<b>\$194,780</b>	<b>\$1,010,256</b>	<b>86,434</b>	<b>476,006</b>	<b>33,634</b>

### Performance Measures

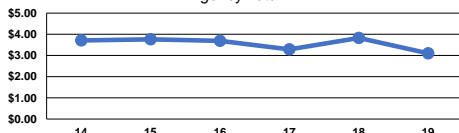
#### Service Efficiency

Mode	Operating Expenses per Vehicle Revenue Mile	Operating Expenses per Vehicle Revenue Hour
Demand Response	\$3.10	\$43.93
<b>Total</b>	<b>\$3.10</b>	<b>\$43.93</b>

#### Service Effectiveness

Mode	Operating Expenses per Unlinked Passenger Trip	Unlinked Trips per Vehicle Revenue Mile	Unlinked Trips per Vehicle Revenue Hour
Demand Response	\$17.09	0.2	2.6
<b>Total</b>	<b>\$17.09</b>	<b>0.2</b>	<b>2.6</b>

Operating Expense per Vehicle Revenue Mile:  
Agency Total



Unlinked Passenger Trips per Vehicle Revenue  
Mile: Agency Total

