

Daniels Memorial Healthcare Foundation

2019 Annual Agency Profile

General Information

Service Consumption

1,230 Annual Unlinked Trips (UPT)

Service Supplied

8,617 Annual Vehicle Revenue Miles (VRM)

741 Annual Vehicle Revenue Hours (VRH)

Summary of Operating Expenses (OE)

\$46,160 Total Operating Expenses

Database Information

NTDID: 8R02-80205

Reporter Type: Rural General Public Transit

Financial Information

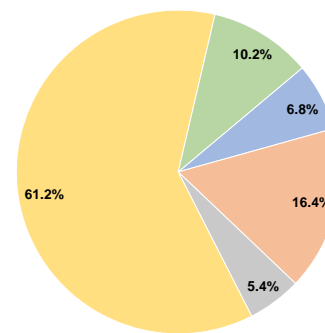
Sources of Operating Funds Expended

Fare Revenues	\$3,129	6.8%
Local Funds	\$7,585	16.4%
State Funds	\$2,494	5.4%
Federal Assistance	\$28,227	61.2%
Other Funds	\$4,725	10.2%
Total Operating Funds Expended	\$46,160	100.0%

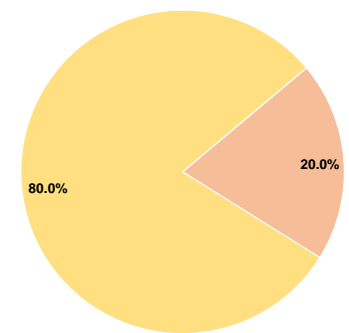
Sources of Capital Funds Expended

Fare Revenues	\$0	0.0%
Local Funds	\$7,245	20.0%
State Funds	\$0	0.0%
Federal Assistance	\$28,982	80.0%
Other Funds	\$0	0.0%
Total Capital Funds Expended	\$36,227	100.0%

Operating Funding Sources



Capital Funding Sources



Modal Characteristics

Operation Characteristics

Vehicles Operated at Maximum Service

Mode	Directly Operated	Purchased Transportation	Operating Expenses	Fare Revenues	Uses of Capital Funds	Annual Unlinked Trips	Annual Vehicle Revenue Miles	Annual Vehicle Revenue Hours
Demand Response	2	-	\$46,160	\$3,129	\$36,227	1,230	8,617	741
Total	2	-	\$46,160	\$3,129	\$36,227	1,230	8,617	741

Performance Measures

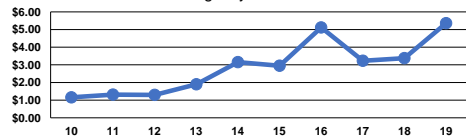
Service Efficiency

Mode	Operating Expenses per Vehicle Revenue Mile	Operating Expenses per Vehicle Revenue Hour
Demand Response	\$5.36	\$62.29
Total	\$5.36	\$62.29

Service Effectiveness

Mode	Operating Expenses per Unlinked Passenger Trip	Unlinked Trips per Vehicle Revenue Mile	Unlinked Trips per Vehicle Revenue Hour
Demand Response	\$37.53	0.1	1.7
Total	\$37.53	0.1	1.7

Operating Expense per Vehicle Revenue Mile:
Agency Total



Unlinked Passenger Trips per Vehicle Revenue
Mile: Agency Total

