

Custer County Council on Aging

2019 Annual Agency Profile

General Information**Service Consumption**

616 Annual Unlinked Trips (UPT)

Service Supplied

3,389 Annual Vehicle Revenue Miles (VRM)

331 Annual Vehicle Revenue Hours (VRH)

Summary of Operating Expenses (OE)

\$45,566 Total Operating Expenses

Database Information

NTDID: 8R02-80181

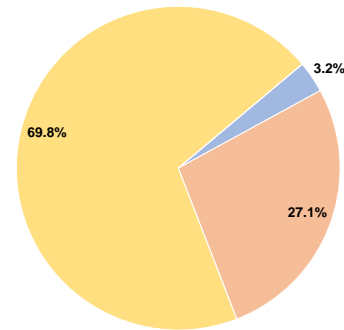
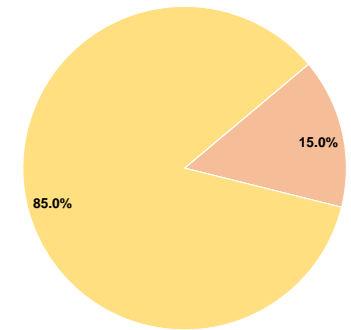
Reporter Type: Rural General Public Transit

Financial Information**Sources of Operating Funds Expended**

Fare Revenues	\$1,437	3.2%
Local Funds	\$12,336	27.1%
State Funds	\$0	0.0%
Federal Assistance	\$31,793	69.8%
Other Funds	\$0	0.0%
Total Operating Funds Expended	\$45,566	100.0%

Sources of Capital Funds Expended

Fare Revenues	\$0	0.0%
Local Funds	\$9,760	15.0%
State Funds	\$0	0.0%
Federal Assistance	\$55,307	85.0%
Other Funds	\$0	0.0%
Total Capital Funds Expended	\$65,067	100.0%

Operating Funding Sources**Capital Funding Sources****Modal Characteristics****Operation Characteristics****Vehicles Operated
at Maximum Service**


Mode	Directly Operated	Purchased Transportation	Operating Expenses	Fare Revenues	Uses of Capital Funds	Annual Unlinked Trips	Annual Vehicle Revenue Miles	Annual Vehicle Revenue Hours
Demand Response	2	-	\$45,566	\$1,437	\$65,067	616	3,389	331
Total	2	-	\$45,566	\$1,437	\$65,067	616	3,389	331

Performance Measures**Service Efficiency**

Mode	Operating Expenses per Vehicle Revenue Mile	Operating Expenses per Vehicle Revenue Hour
Demand Response	\$13.45	\$137.66
Total	\$13.45	\$137.66

Service Effectiveness

Mode	Operating Expenses per Unlinked Passenger Trip	Unlinked Trips per Vehicle Revenue Mile	Unlinked Trips per Vehicle Revenue Hour
Demand Response	\$73.97	0.2	1.9
Total	\$73.97	0.2	1.9

Operating Expense per Vehicle Revenue Mile:
Agency TotalUnlinked Passenger Trips per Vehicle Revenue
Mile: Agency Total