

General Information

Service Consumption

19,773 Annual Unlinked Trips (UPT)

Service Supplied

26,454 Annual Vehicle Revenue Miles (VRM)
 1,124 Annual Vehicle Revenue Hours (VRH)

Summary of Operating Expenses (OE)

\$147,332 Total Operating Expenses

Database Information

NTDID: 8R02-80144
 Reporter Type: Rural General Public Transit

Financial Information

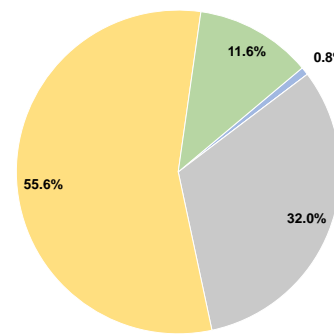
Sources of Operating Funds Expended

| | | |
|---------------------------------------|------------------|---------------|
| Fare Revenues | \$1,185 | 0.8% |
| Local Funds | \$0 | 0.0% |
| State Funds | \$47,098 | 32.0% |
| Federal Assistance | \$81,889 | 55.6% |
| Other Funds | \$17,160 | 11.6% |
| Total Operating Funds Expended | \$147,332 | 100.0% |

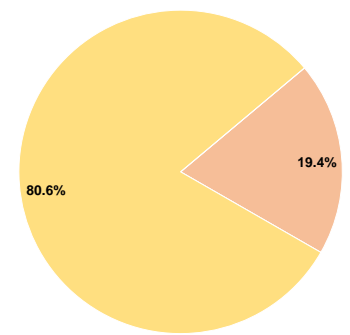
Sources of Capital Funds Expended

| | | |
|-------------------------------------|------------------|---------------|
| Fare Revenues | \$0 | 0.0% |
| Local Funds | \$85,259 | 19.4% |
| State Funds | \$0 | 0.0% |
| Federal Assistance | \$354,074 | 80.6% |
| Other Funds | \$0 | 0.0% |
| Total Capital Funds Expended | \$439,333 | 100.0% |

Operating Funding Sources



Capital Funding Sources



Modal Characteristics

Operation Characteristics

Vehicles Operated at Maximum Service

| Mode | Directly Operated | Purchased Transportation | Operating Expenses | Fare Revenues | Uses of Capital Funds | Annual Unlinked Trips | Annual Vehicle Revenue Miles | Annual Vehicle Revenue Hours |
|-----------------|-------------------|--------------------------|--------------------|----------------|-----------------------|-----------------------|------------------------------|------------------------------|
| Demand Response | 6 | - | \$147,332 | \$1,185 | \$439,333 | 19,773 | 26,454 | 1,124 |
| Total | 6 | - | \$147,332 | \$1,185 | \$439,333 | 19,773 | 26,454 | 1,124 |

Performance Measures

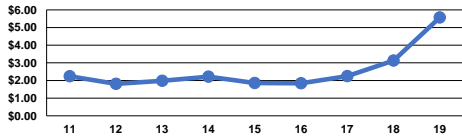
Service Efficiency

| Mode | Operating Expenses per Vehicle Revenue Mile | Operating Expenses per Vehicle Revenue Hour |
|-----------------|---|---|
| Demand Response | \$5.57 | \$131.08 |
| Total | \$5.57 | \$131.08 |

Service Effectiveness

| Mode | Operating Expenses per Unlinked Passenger Trip | Unlinked Trips per Vehicle Revenue Mile | Unlinked Trips per Vehicle Revenue Hour |
|-----------------|--|---|---|
| Demand Response | \$7.45 | 0.7 | 17.6 |
| Total | \$7.45 | 0.7 | 17.6 |

Operating Expense per Vehicle Revenue Mile: Agency Total



Unlinked Passenger Trips per Vehicle Revenue Mile: Agency Total

