

Liberty County Council on Aging

2019 Annual Agency Profile

General Information

Service Consumption

12,068 Annual Unlinked Trips (UPT)

Service Supplied

37,131 Annual Vehicle Revenue Miles (VRM)

3,663 Annual Vehicle Revenue Hours (VRH)

Summary of Operating Expenses (OE)

\$164,752 Total Operating Expenses

Database Information

NTDID: 8R02-80134

Reporter Type: Rural General Public Transit

Financial Information

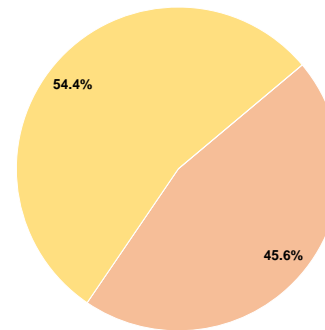
Sources of Operating Funds Expended

Fare Revenues	\$0	0.0%
Local Funds	\$75,176	45.6%
State Funds	\$0	0.0%
Federal Assistance	\$89,576	54.4%
Other Funds	\$0	0.0%
Total Operating Funds Expended	\$164,752	100.0%

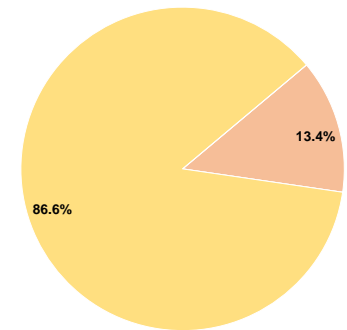
Sources of Capital Funds Expended

Fare Revenues	\$0	0.0%
Local Funds	\$9,104	13.4%
State Funds	\$0	0.0%
Federal Assistance	\$58,733	86.6%
Other Funds	\$0	0.0%
Total Capital Funds Expended	\$67,837	100.0%

Operating Funding Sources



Capital Funding Sources



Modal Characteristics

Operation Characteristics

Vehicles Operated at Maximum Service

Mode	Directly Operated	Purchased Transportation	Operating Expenses	Fare Revenues	Uses of Capital Funds	Annual Unlinked Trips	Annual Vehicle Revenue Miles	Annual Vehicle Revenue Hours
Demand Response	6	-	\$164,752	\$0	\$67,837	12,068	37,131	3,663
Total	6	-	\$164,752	\$0	\$67,837	12,068	37,131	3,663

Performance Measures

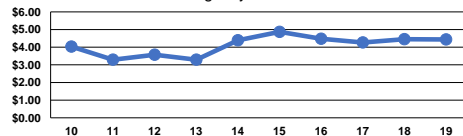
Service Efficiency

Mode	Operating Expenses per Vehicle Revenue Mile	Operating Expenses per Vehicle Revenue Hour
Demand Response	\$4.44	\$44.98
Total	\$4.44	\$44.98

Service Effectiveness

Mode	Operating Expenses per Unlinked Passenger Trip	Unlinked Trips per Vehicle Revenue Mile	Unlinked Trips per Vehicle Revenue Hour
Demand Response	\$13.65	0.3	3.3
Total	\$13.65	0.3	3.3

Operating Expense per Vehicle Revenue Mile:
Agency Total



Unlinked Passenger Trips per Vehicle Revenue
Mile: Agency Total

