

Town of Snowmass Village

2019 Annual Agency Profile

General Information

Service Consumption

588,511 Annual Unlinked Trips (UPT)

Service Supplied

380,051 Annual Vehicle Revenue Miles (VRM)

36,275 Annual Vehicle Revenue Hours (VRH)

Summary of Operating Expenses (OE)

\$3,707,930 Total Operating Expenses

Database Information

NTDID: 8R01-80263

Reporter Type: Rural General Public Transit

Financial Information

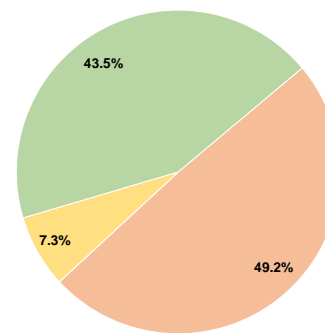
Sources of Operating Funds Expended

Fare Revenues	\$0	0.0%
Local Funds	\$1,825,710	49.2%
State Funds	\$0	0.0%
Federal Assistance	\$270,180	7.3%
Other Funds	\$1,612,040	43.5%
Total Operating Funds Expended	\$3,707,930	100.0%

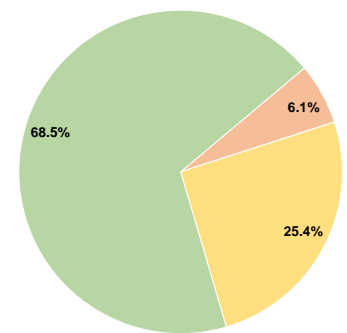
Sources of Capital Funds Expended

Fare Revenues	\$0	0.0%
Local Funds	\$12,048	6.1%
State Funds	\$0	0.0%
Federal Assistance	\$50,000	25.4%
Other Funds	\$134,642	68.5%
Total Capital Funds Expended	\$196,690	100.0%

Operating Funding Sources



Capital Funding Sources



Modal Characteristics

Operation Characteristics

Vehicles Operated at Maximum Service

Mode	Directly Operated	Purchased Transportation	Operating Expenses	Fare Revenues	Uses of Capital Funds	Annual Unlinked Trips	Annual Vehicle Revenue Miles	Annual Vehicle Revenue Hours
Bus	24	-	\$3,707,930	\$0	\$196,690	588,511	380,051	36,275
Total	24	-	\$3,707,930	\$0	\$196,690	588,511	380,051	36,275

Performance Measures

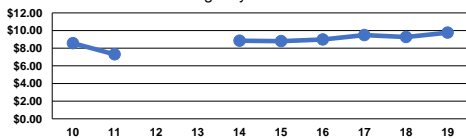
Service Efficiency

Mode	Operating Expenses per Vehicle Revenue Mile	Operating Expenses per Vehicle Revenue Hour
Bus	\$9.76	\$102.22
Total	\$9.76	\$102.22

Service Effectiveness

Mode	Operating Expenses per Unlinked Passenger Trip	Unlinked Trips per Vehicle Revenue Mile	Unlinked Trips per Vehicle Revenue Hour
Bus	\$6.30	1.5	16.2
Total	\$6.30	1.5	16.2

Operating Expense per Vehicle Revenue Mile:
Agency Total



Unlinked Passenger Trips per Vehicle Revenue
Mile: Agency Total

