

Huerfano/Las Animas Council of Governments dba South Central Council of Governments

2019 Annual Agency Profile

General Information

Service Consumption

28,866 Annual Unlinked Trips (UPT)

Service Supplied

160,984 Annual Vehicle Revenue Miles (VRM)
8,907 Annual Vehicle Revenue Hours (VRH)

Summary of Operating Expenses (OE)

\$599,950 Total Operating Expenses

Database Information

NTDID: 8R01-80227

Reporter Type: Rural General Public Transit

Financial Information

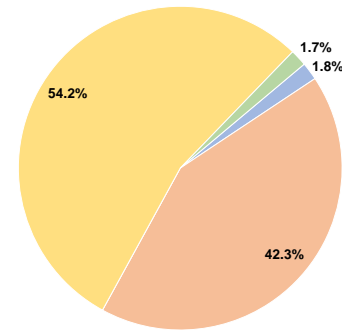
Sources of Operating Funds Expended

Fare Revenues	\$10,648	1.8%
Local Funds	\$253,852	42.3%
State Funds	\$0	0.0%
Federal Assistance	\$325,450	54.2%
Other Funds	\$10,000	1.7%
Total Operating Funds Expended	\$599,950	100.0%

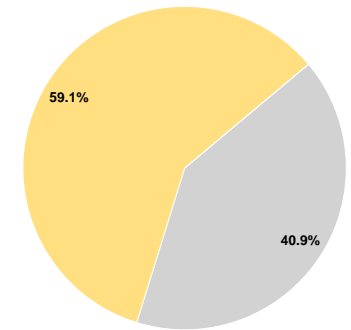
Sources of Capital Funds Expended

Fare Revenues	\$0	0.0%
Local Funds	\$0	0.0%
State Funds	\$41,026	40.9%
Federal Assistance	\$59,290	59.1%
Other Funds	\$0	0.0%
Total Capital Funds Expended	\$100,316	100.0%

Operating Funding Sources



Capital Funding Sources



Modal Characteristics

Operation Characteristics

Vehicles Operated at Maximum Service

Mode	Directly Operated	Purchased Transportation	Operating Expenses	Fare Revenues
Demand Response	8	-	\$599,950	\$10,648
Total	8	-	\$599,950	\$10,648

Uses of Capital Funds
\$100,316
\$100,316

Annual Unlinked Trips
28,866
28,866

Annual Vehicle Revenue Miles
160,984
160,984

Annual Vehicle Revenue Hours
8,907
8,907

Performance Measures

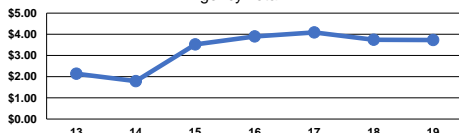
Service Efficiency

Mode	Operating Expenses per Vehicle Revenue Mile	Operating Expenses per Vehicle Revenue Hour
Demand Response	\$3.73	\$67.36
Total	\$3.73	\$67.36

Service Effectiveness

Mode	Operating Expenses per Unlinked Passenger Trip	Unlinked Trips per Vehicle Revenue Mile	Unlinked Trips per Vehicle Revenue Hour
Demand Response	\$20.78	0.2	3.2
Total	\$20.78	0.2	3.2

Operating Expense per Vehicle Revenue Mile:
Agency Total



Unlinked Passenger Trips per Vehicle Revenue
Mile: Agency Total

