

# Southeast Nebraska Community Action Partnership

2019 Annual Agency Profile

## General Information

### Service Consumption

7,919 Annual Unlinked Trips (UPT)

### Service Supplied

29,766 Annual Vehicle Revenue Miles (VRM)

1,811 Annual Vehicle Revenue Hours (VRH)

### Summary of Operating Expenses (OE)

\$90,846 Total Operating Expenses

### Database Information

NTDID: 7R04-70112

Reporter Type: Rural General Public Transit

## Financial Information

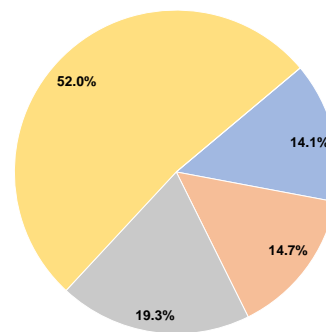
### Sources of Operating Funds Expended

Fare Revenues	\$12,780	14.1%
Local Funds	\$13,360	14.7%
State Funds	\$17,490	19.3%
Federal Assistance	\$47,216	52.0%
Other Funds	\$0	0.0%
<b>Total Operating Funds Expended</b>	<b>\$90,846</b>	<b>100.0%</b>

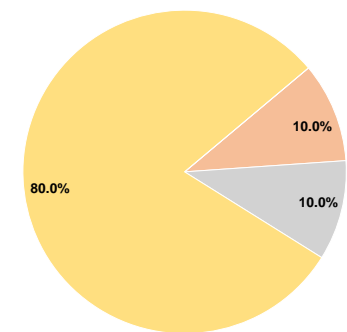
### Sources of Capital Funds Expended

Fare Revenues	\$0	0.0%
Local Funds	\$2,221	10.0%
State Funds	\$2,221	10.0%
Federal Assistance	\$17,764	80.0%
Other Funds	\$0	0.0%
<b>Total Capital Funds Expended</b>	<b>\$22,206</b>	<b>100.0%</b>

### Operating Funding Sources



### Capital Funding Sources



## Modal Characteristics

### Operation Characteristics

#### Vehicles Operated at Maximum Service

Mode	Directly Operated	Purchased Transportation	Operating Expenses	Fare Revenues	Uses of Capital Funds	Annual Unlinked Trips	Annual Vehicle Revenue Miles	Annual Vehicle Revenue Hours
Demand Response	4	-	\$90,846	\$12,780	\$22,206	7,919	29,766	1,811
<b>Total</b>	<b>4</b>	<b>-</b>	<b>\$90,846</b>	<b>\$12,780</b>	<b>\$22,206</b>	<b>7,919</b>	<b>29,766</b>	<b>1,811</b>

### Performance Measures

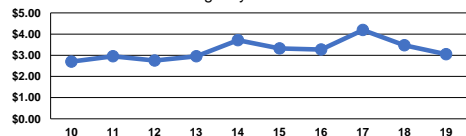
#### Service Efficiency

Mode	Operating Expenses per Vehicle Revenue Mile	Operating Expenses per Vehicle Revenue Hour
Demand Response	\$3.05	\$50.16
<b>Total</b>	<b>\$3.05</b>	<b>\$50.16</b>

#### Service Effectiveness

Mode	Operating Expenses per Unlinked Passenger Trip	Unlinked Trips per Vehicle Revenue Mile	Unlinked Trips per Vehicle Revenue Hour
Demand Response	\$11.47	0.3	4.4
<b>Total</b>	<b>\$11.47</b>	<b>0.3</b>	<b>4.4</b>

Operating Expense per Vehicle Revenue Mile:  
Agency Total



Unlinked Passenger Trips per Vehicle Revenue  
Mile: Agency Total

