

Box Butte Co

2019 Annual Agency Profile

General Information

Service Consumption

27,436 Annual Unlinked Trips (UPT)

Service Supplied

79,048 Annual Vehicle Revenue Miles (VRM)

6,441 Annual Vehicle Revenue Hours (VRH)

Summary of Operating Expenses (OE)

\$298,115 Total Operating Expenses

Database Information

NTDID: 7R04-70107

Reporter Type: Rural General Public Transit

Financial Information

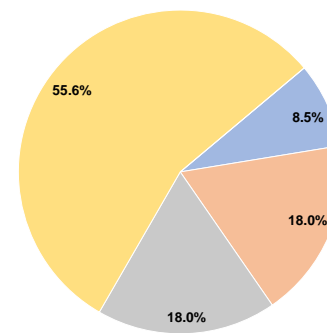
Sources of Operating Funds Expended

Fare Revenues	\$25,409	8.5%
Local Funds	\$53,542	18.0%
State Funds	\$53,542	18.0%
Federal Assistance	\$165,622	55.6%
Other Funds	\$0	0.0%
Total Operating Funds Expended	\$298,115	100.0%

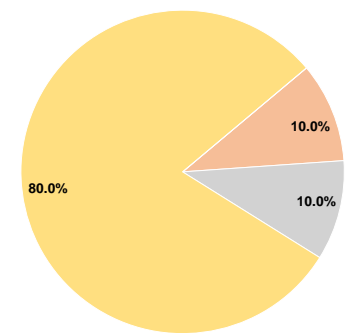
Sources of Capital Funds Expended

Fare Revenues	\$0	0.0%
Local Funds	\$7,369	10.0%
State Funds	\$7,369	10.0%
Federal Assistance	\$58,944	80.0%
Other Funds	\$0	0.0%
Total Capital Funds Expended	\$73,682	100.0%

Operating Funding Sources



Capital Funding Sources



Modal Characteristics

Operation Characteristics

Vehicles Operated at Maximum Service

Mode	Directly Operated	Purchased Transportation	Operating Expenses	Fare Revenues	Uses of Capital Funds	Annual Unlinked Trips	Annual Vehicle Revenue Miles	Annual Vehicle Revenue Hours
Demand Response	7	-	\$298,115	\$25,409	\$73,682	27,436	79,048	6,441
Total	7	-	\$298,115	\$25,409	\$73,682	27,436	79,048	6,441

Performance Measures

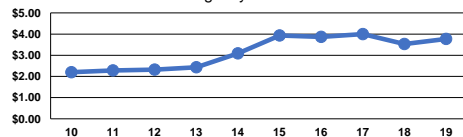
Service Efficiency

Mode	Operating Expenses per Vehicle Revenue Mile	Operating Expenses per Vehicle Revenue Hour
Demand Response	\$3.77	\$46.28
Total	\$3.77	\$46.28

Service Effectiveness

Mode	Operating Expenses per Unlinked Passenger Trip	Unlinked Trips per Vehicle Revenue Mile	Unlinked Trips per Vehicle Revenue Hour
Demand Response	\$10.87	0.3	4.3
Total	\$10.87	0.3	4.3

Operating Expense per Vehicle Revenue Mile:
Agency Total



Unlinked Passenger Trips per Vehicle Revenue
Mile: Agency Total

