

Mid-Nebraska Community Action

2019 Annual Agency Profile

General Information

Service Consumption

105,301 Annual Unlinked Trips (UPT)

Service Supplied

468,660 Annual Vehicle Revenue Miles (VRM)

39,232 Annual Vehicle Revenue Hours (VRH)

Summary of Operating Expenses (OE)

\$1,682,015 Total Operating Expenses

Database Information

NTDID: 7R04-70081

Reporter Type: Rural General Public Transit

Financial Information

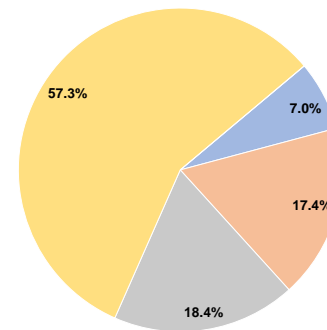
Sources of Operating Funds Expended

Fare Revenues	\$117,023	7.0%
Local Funds	\$293,059	17.4%
State Funds	\$308,668	18.4%
Federal Assistance	\$963,265	57.3%
Other Funds	\$0	0.0%
Total Operating Funds Expended	\$1,682,015	100.0%

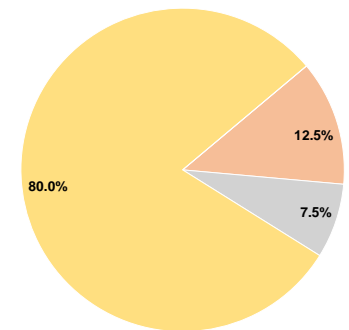
Sources of Capital Funds Expended

Fare Revenues	\$0	0.0%
Local Funds	\$70,091	12.5%
State Funds	\$41,788	7.5%
Federal Assistance	\$447,480	80.0%
Other Funds	\$0	0.0%
Total Capital Funds Expended	\$559,359	100.0%

Operating Funding Sources



Capital Funding Sources



Modal Characteristics

Operation Characteristics

Vehicles Operated at Maximum Service

Mode	Directly Operated	Purchased Transportation	Operating Expenses	Fare Revenues	Uses of Capital Funds	Annual Unlinked Trips	Annual Vehicle Revenue Miles	Annual Vehicle Revenue Hours
Demand Response	38	-	\$1,682,015	\$117,023	\$559,359	105,301	468,660	39,232
Total	38	-	\$1,682,015	\$117,023	\$559,359	105,301	468,660	39,232

Performance Measures

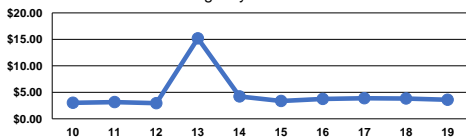
Service Efficiency

Mode	Operating Expenses per Vehicle Revenue Mile	Operating Expenses per Vehicle Revenue Hour
Demand Response	\$3.59	\$42.87
Total	\$3.59	\$42.87

Service Effectiveness

Mode	Operating Expenses per Unlinked Passenger Trip	Unlinked Trips per Vehicle Revenue Mile	Unlinked Trips per Vehicle Revenue Hour
Demand Response	\$15.97	0.2	2.7
Total	\$15.97	0.2	2.7

Operating Expense per Vehicle Revenue Mile: Agency Total



Unlinked Passenger Trips per Vehicle Revenue Mile: Agency Total

