

Harvey County Department on Aging

2019 Annual Agency Profile

General Information

Service Consumption

5,228 Annual Unlinked Trips (UPT)

Service Supplied

66,660 Annual Vehicle Revenue Miles (VRM)

2,996 Annual Vehicle Revenue Hours (VRH)

Summary of Operating Expenses (OE)

\$167,274 Total Operating Expenses

Database Information

NTDID: 7R02-70238

Reporter Type: Rural General Public Transit

Financial Information

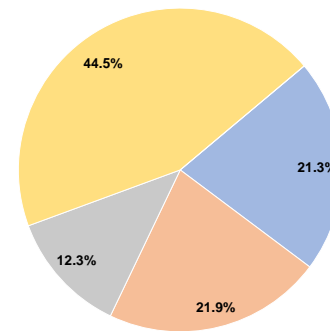
Sources of Operating Funds Expended

Fare Revenues	\$35,698	21.3%
Local Funds	\$36,591	21.9%
State Funds	\$20,552	12.3%
Federal Assistance	\$74,433	44.5%
Other Funds	\$0	0.0%
Total Operating Funds Expended	\$167,274	100.0%

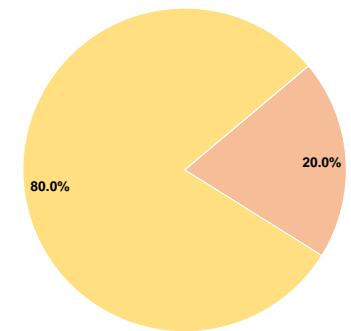
Sources of Capital Funds Expended

Fare Revenues	\$0	0.0%
Local Funds	\$7,999	20.0%
State Funds	\$0	0.0%
Federal Assistance	\$31,996	80.0%
Other Funds	\$0	0.0%
Total Capital Funds Expended	\$39,995	100.0%

Operating Funding Sources



Capital Funding Sources



Modal Characteristics

Operation Characteristics

Vehicles Operated at Maximum Service

Mode	Directly Operated	Purchased Transportation	Operating Expenses	Fare Revenues	Uses of Capital Funds	Annual Unlinked Trips	Annual Vehicle Revenue Miles	Annual Vehicle Revenue Hours
Demand Response	5	-	\$167,274	\$35,698	\$39,995	5,228	66,660	2,996
Total	5	-	\$167,274	\$35,698	\$39,995	5,228	66,660	2,996

Performance Measures

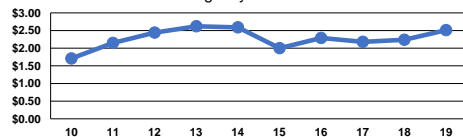
Service Efficiency

Mode	Operating Expenses per Vehicle Revenue Mile	Operating Expenses per Vehicle Revenue Hour
Demand Response	\$2.51	\$55.83
Total	\$2.51	\$55.83

Service Effectiveness

Mode	Operating Expenses per Unlinked Passenger Trip	Unlinked Trips per Vehicle Revenue Mile	Unlinked Trips per Vehicle Revenue Hour
Demand Response	\$32.00	0.1	1.7
Total	\$32.00	0.1	1.7

Operating Expense per Vehicle Revenue Mile:
Agency Total



Unlinked Passenger Trips per Vehicle Revenue
Mile: Agency Total

