

Cowley County Council on Aging, Inc.

2019 Annual Agency Profile

General Information**Service Consumption**

12,634 Annual Unlinked Trips (UPT)

Service Supplied

44,599 Annual Vehicle Revenue Miles (VRM)

4,849 Annual Vehicle Revenue Hours (VRH)

Summary of Operating Expenses (OE)

\$228,949 Total Operating Expenses

Database Information

NTDID: 7R02-70235

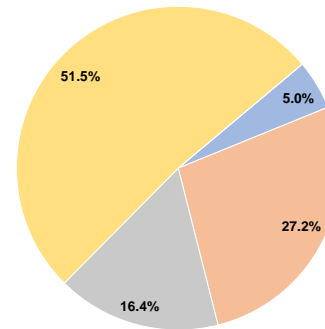
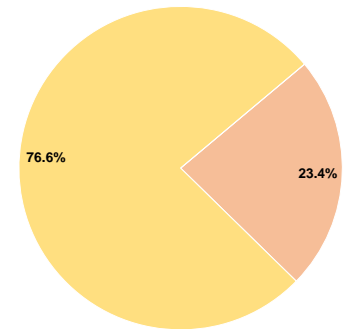
Reporter Type: Rural General Public Transit

Financial Information**Sources of Operating Funds Expended**

Fare Revenues	\$11,346	5.0%
Local Funds	\$62,276	27.2%
State Funds	\$37,511	16.4%
Federal Assistance	\$117,816	51.5%
Other Funds	\$0	0.0%
Total Operating Funds Expended	\$228,949	100.0%

Sources of Capital Funds Expended

Fare Revenues	\$0	0.0%
Local Funds	\$23,408	23.4%
State Funds	\$0	0.0%
Federal Assistance	\$76,474	76.6%
Other Funds	\$0	0.0%
Total Capital Funds Expended	\$99,882	100.0%

Operating Funding Sources**Capital Funding Sources****Modal Characteristics****Operation Characteristics****Vehicles Operated
at Maximum Service**

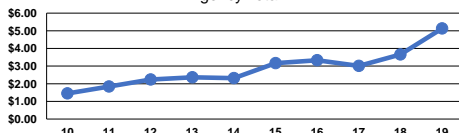
Mode	Directly Operated	Purchased Transportation	Operating Expenses	Fare Revenues	Uses of Capital Funds	Annual Unlinked Trips	Annual Vehicle Revenue Miles	Annual Vehicle Revenue Hours
Demand Response	5	-	\$228,949	\$11,346	\$99,882	12,634	44,599	4,849
Total	5	-	\$228,949	\$11,346	\$99,882	12,634	44,599	4,849

Performance Measures**Service Efficiency**

Mode	Operating Expenses per Vehicle Revenue Mile	Operating Expenses per Vehicle Revenue Hour
Demand Response	\$5.13	\$47.22
Total	\$5.13	\$47.22

Service Effectiveness

Mode	Operating Expenses per Unlinked Passenger Trip	Unlinked Trips per Vehicle Revenue Mile	Unlinked Trips per Vehicle Revenue Hour
Demand Response	\$18.12	0.3	2.6
Total	\$18.12	0.3	2.6

Operating Expense per Vehicle Revenue Mile:
Agency TotalUnlinked Passenger Trips per Vehicle Revenue
Mile: Agency Total