

## Nemaha County Transit

2019 Annual Agency Profile

### General Information

#### Service Consumption

22,438 Annual Unlinked Trips (UPT)

#### Service Supplied

93,808 Annual Vehicle Revenue Miles (VRM)

4,584 Annual Vehicle Revenue Hours (VRH)

#### Summary of Operating Expenses (OE)

\$300,087 Total Operating Expenses

#### Database Information

NTDID: 7R02-70213

Reporter Type: Rural General Public Transit

### Financial Information

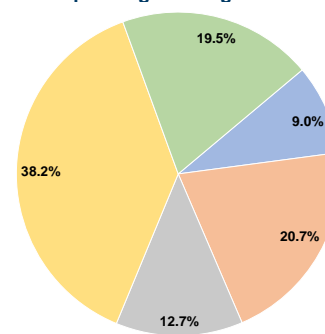
#### Sources of Operating Funds Expended

Fare Revenues	\$27,020	9.0%
Local Funds	\$61,986	20.7%
State Funds	\$38,094	12.7%
Federal Assistance	\$114,616	38.2%
Other Funds	\$58,371	19.5%
<b>Total Operating Funds Expended</b>	<b>\$300,087</b>	<b>100.0%</b>

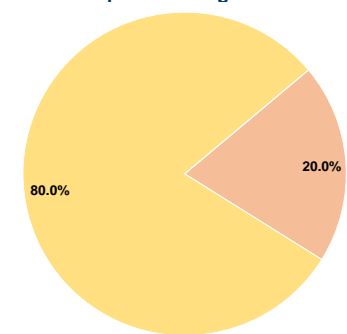
#### Sources of Capital Funds Expended

Fare Revenues	\$0	0.0%
Local Funds	\$16,018	20.0%
State Funds	\$0	0.0%
Federal Assistance	\$64,072	80.0%
Other Funds	\$0	0.0%
<b>Total Capital Funds Expended</b>	<b>\$80,090</b>	<b>100.0%</b>

#### Operating Funding Sources



#### Capital Funding Sources



### Modal Characteristics

#### Operation Characteristics

##### Vehicles Operated at Maximum Service

Mode	Directly Operated	Purchased Transportation	Operating Expenses	Fare Revenues	Uses of Capital Funds	Annual Unlinked Trips	Annual Vehicle Revenue Miles	Annual Vehicle Revenue Hours
Demand Response	6	-	\$300,087	\$27,020	\$80,090	22,438	93,808	4,584
<b>Total</b>	<b>6</b>	<b>-</b>	<b>\$300,087</b>	<b>\$27,020</b>	<b>\$80,090</b>	<b>22,438</b>	<b>93,808</b>	<b>4,584</b>

#### Performance Measures

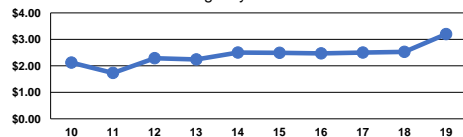
##### Service Efficiency

Mode	Operating Expenses per Vehicle Revenue Mile	Operating Expenses per Vehicle Revenue Hour
Demand Response	\$3.20	\$65.46
<b>Total</b>	<b>\$3.20</b>	<b>\$65.46</b>

##### Service Effectiveness

Mode	Operating Expenses per Unlinked Passenger Trip	Unlinked Trips per Vehicle Revenue Mile	Unlinked Trips per Vehicle Revenue Hour
Demand Response	\$13.37	0.2	4.9
<b>Total</b>	<b>\$13.37</b>	<b>0.2</b>	<b>4.9</b>

Operating Expense per Vehicle Revenue Mile:  
Agency Total



Unlinked Passenger Trips per Vehicle Revenue  
Mile: Agency Total

