

## Sunflower Diversified Services

2019 Annual Agency Profile

### General Information

#### Service Consumption

49,216 Annual Unlinked Trips (UPT)

#### Service Supplied

271,514 Annual Vehicle Revenue Miles (VRM)

17,472 Annual Vehicle Revenue Hours (VRH)

#### Summary of Operating Expenses (OE)

\$493,226 Total Operating Expenses

#### Database Information

NTDID: 7R02-70137

Reporter Type: Rural General Public Transit

### Financial Information

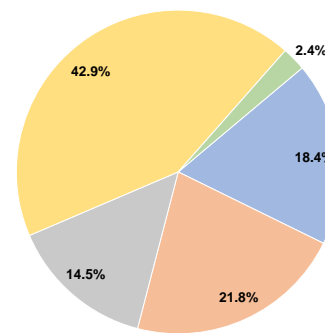
#### Sources of Operating Funds Expended

Fare Revenues	\$90,642	18.4%
Local Funds	\$107,456	21.8%
State Funds	\$71,638	14.5%
Federal Assistance	\$211,744	42.9%
Other Funds	\$11,746	2.4%
<b>Total Operating Funds Expended</b>	<b>\$493,226</b>	<b>100.0%</b>

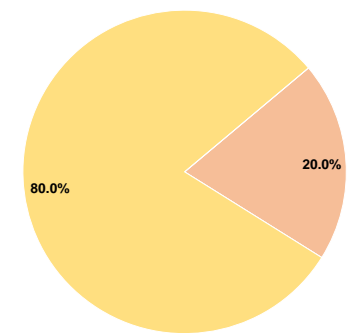
#### Sources of Capital Funds Expended

Fare Revenues	\$0	0.0%
Local Funds	\$25,078	20.0%
State Funds	\$0	0.0%
Federal Assistance	\$100,314	80.0%
Other Funds	\$0	0.0%
<b>Total Capital Funds Expended</b>	<b>\$125,392</b>	<b>100.0%</b>

#### Operating Funding Sources



#### Capital Funding Sources



### Modal Characteristics

#### Operation Characteristics

##### Vehicles Operated at Maximum Service

Mode	Directly Operated	Purchased Transportation	Operating Expenses	Fare Revenues	Uses of Capital Funds	Annual Unlinked Trips	Annual Vehicle Revenue Miles	Annual Vehicle Revenue Hours
Demand Response	8	-	\$493,226	\$90,642	\$125,392	49,216	271,514	17,472
<b>Total</b>	<b>8</b>	<b>-</b>	<b>\$493,226</b>	<b>\$90,642</b>	<b>\$125,392</b>	<b>49,216</b>	<b>271,514</b>	<b>17,472</b>

#### Performance Measures

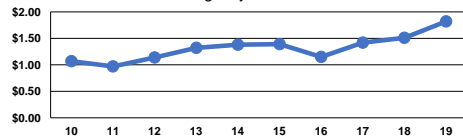
##### Service Efficiency

Mode	Operating Expenses per Vehicle Revenue Mile	Operating Expenses per Vehicle Revenue Hour
Demand Response	\$1.82	\$28.23
<b>Total</b>	<b>\$1.82</b>	<b>\$28.23</b>

##### Service Effectiveness

Mode	Operating Expenses per Unlinked Passenger Trip	Unlinked Trips per Vehicle Revenue Mile	Unlinked Trips per Vehicle Revenue Hour
Demand Response	\$10.02	0.2	2.8
<b>Total</b>	<b>\$10.02</b>	<b>0.2</b>	<b>2.8</b>

Operating Expense per Vehicle Revenue Mile:  
Agency Total



Unlinked Passenger Trips per Vehicle Revenue  
Mile: Agency Total

