

Doniphan County

2019 Annual Agency Profile

General Information

Service Consumption

2,557 Annual Unlinked Trips (UPT)

Service Supplied

79,550 Annual Vehicle Revenue Miles (VRM)

1,614 Annual Vehicle Revenue Hours (VRH)

Summary of Operating Expenses (OE)

\$116,829 Total Operating Expenses

Database Information

NTDID: 7R02-70132

Reporter Type: Rural General Public Transit

Financial Information

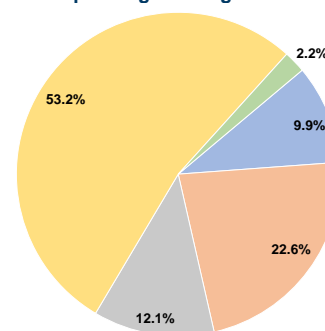
Sources of Operating Funds Expended

Fare Revenues	\$11,608	9.9%
Local Funds	\$26,413	22.6%
State Funds	\$14,139	12.1%
Federal Assistance	\$62,109	53.2%
Other Funds	\$2,560	2.2%
Total Operating Funds Expended	\$116,829	100.0%

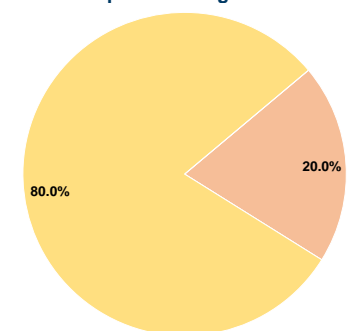
Sources of Capital Funds Expended

Fare Revenues	\$0	0.0%
Local Funds	\$7,819	20.0%
State Funds	\$0	0.0%
Federal Assistance	\$31,276	80.0%
Other Funds	\$0	0.0%
Total Capital Funds Expended	\$39,095	100.0%

Operating Funding Sources



Capital Funding Sources



Modal Characteristics

Operation Characteristics

Vehicles Operated
at Maximum Service

Mode	Directly Operated	Purchased Transportation	Operating Expenses	Fare Revenues	Uses of Capital Funds	Annual Unlinked Trips	Annual Vehicle Revenue Miles	Annual Vehicle Revenue Hours
Demand Response	5	-	\$116,829	\$11,608	\$39,095	2,557	79,550	1,614
Total	5	-	\$116,829	\$11,608	\$39,095	2,557	79,550	1,614

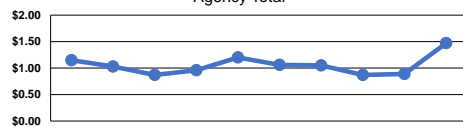
Performance Measures

Service Efficiency

Mode	Operating Expenses per Vehicle Revenue Mile	Operating Expenses per Vehicle Revenue Hour
Demand Response	\$1.47	\$72.38
Total	\$1.47	\$72.38

Service Effectiveness

Mode	Operating Expenses per Unlinked Passenger Trip	Unlinked Trips per Vehicle Revenue Mile	Unlinked Trips per Vehicle Revenue Hour
Demand Response	\$45.69	0.0	1.6
Total	\$45.69	0.0	1.6

Operating Expense per Vehicle Revenue Mile:
Agency TotalUnlinked Passenger Trips per Vehicle Revenue
Mile: Agency Total