

# City of Smith Center

## 2019 Annual Agency Profile

### General Information

#### Service Consumption

6,041 Annual Unlinked Trips (UPT)

#### Service Supplied

13,639 Annual Vehicle Revenue Miles (VRM)

960 Annual Vehicle Revenue Hours (VRH)

#### Summary of Operating Expenses (OE)

\$36,722 Total Operating Expenses

#### Database Information

NTDID: 7R02-70105

Reporter Type: Rural General Public Transit

### Financial Information

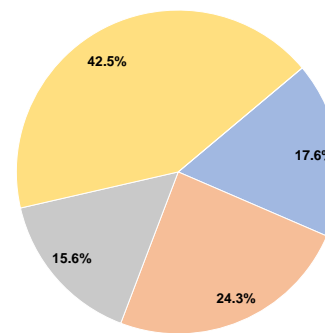
#### Sources of Operating Funds Expended

Fare Revenues	\$6,461	17.6%
Local Funds	\$8,923	24.3%
State Funds	\$5,742	15.6%
Federal Assistance	\$15,596	42.5%
Other Funds	\$0	0.0%
<b>Total Operating Funds Expended</b>	<b>\$36,722</b>	<b>100.0%</b>

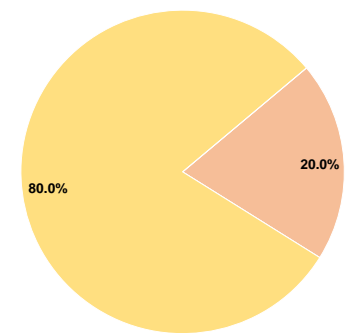
#### Sources of Capital Funds Expended

Fare Revenues	\$0	0.0%
Local Funds	\$13,512	20.0%
State Funds	\$0	0.0%
Federal Assistance	\$54,047	80.0%
Other Funds	\$0	0.0%
<b>Total Capital Funds Expended</b>	<b>\$67,559</b>	<b>100.0%</b>

#### Operating Funding Sources



#### Capital Funding Sources



### Modal Characteristics

#### Operation Characteristics

#### Vehicles Operated at Maximum Service

Mode	Directly Operated	Purchased Transportation	Operating Expenses	Fare Revenues	Uses of Capital Funds	Annual Unlinked Trips	Annual Vehicle Revenue Miles	Annual Vehicle Revenue Hours
Demand Response	2	-	\$36,722	\$6,461	\$67,559	6,041	13,639	960
<b>Total</b>	<b>2</b>	<b>-</b>	<b>\$36,722</b>	<b>\$6,461</b>	<b>\$67,559</b>	<b>6,041</b>	<b>13,639</b>	<b>960</b>

#### Performance Measures

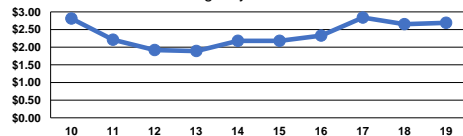
#### Service Efficiency

Mode	Operating Expenses per Vehicle Revenue Mile	Operating Expenses per Vehicle Revenue Hour
Demand Response	\$2.69	\$38.25
<b>Total</b>	<b>\$2.69</b>	<b>\$38.25</b>

#### Service Effectiveness

Mode	Operating Expenses per Unlinked Passenger Trip	Unlinked Trips per Vehicle Revenue Mile	Unlinked Trips per Vehicle Revenue Hour
Demand Response	\$6.08	0.4	6.3
<b>Total</b>	<b>\$6.08</b>	<b>0.4</b>	<b>6.3</b>

Operating Expense per Vehicle Revenue Mile:  
Agency Total



Unlinked Passenger Trips per Vehicle Revenue  
Mile: Agency Total

