

# MIDAS Council of Governments

2019 Annual Agency Profile

## General Information

### Service Consumption

145,206 Annual Unlinked Trips (UPT)

### Service Supplied

324,207 Annual Vehicle Revenue Miles (VRM)

30,301 Annual Vehicle Revenue Hours (VRH)

### Summary of Operating Expenses (OE)

\$1,149,562 Total Operating Expenses

### Database Information

NTDID: 7R01-70256

Reporter Type: Rural General Public Transit

## Financial Information

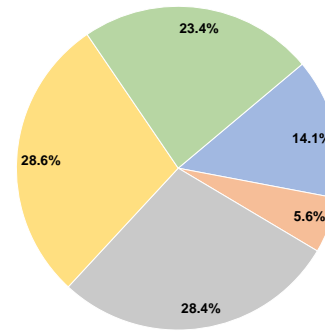
### Sources of Operating Funds Expended

Fare Revenues	\$161,975	14.1%
Local Funds	\$63,989	5.6%
State Funds	\$325,913	28.4%
Federal Assistance	\$328,585	28.6%
Other Funds	\$269,100	23.4%
<b>Total Operating Funds Expended</b>	<b>\$1,149,562</b>	<b>100.0%</b>

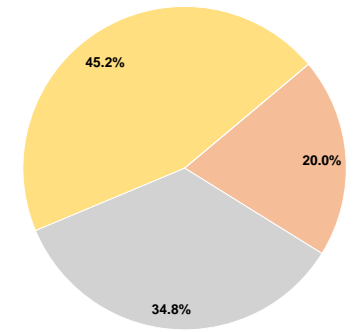
### Sources of Capital Funds Expended

Fare Revenues	\$0	0.0%
Local Funds	\$54,964	20.0%
State Funds	\$95,924	34.8%
Federal Assistance	\$124,432	45.2%
Other Funds	\$0	0.0%
<b>Total Capital Funds Expended</b>	<b>\$275,320</b>	<b>100.0%</b>

### Operating Funding Sources



### Capital Funding Sources



## Modal Characteristics

### Operation Characteristics

#### Vehicles Operated at Maximum Service

Mode	Directly Operated	Purchased Transportation	Operating Expenses	Fare Revenues	Uses of Capital Funds	Annual Unlinked Trips	Annual Vehicle Revenue Miles	Annual Vehicle Revenue Hours
Demand Response	29	-	\$1,149,562	\$161,975	\$275,320	145,206	324,207	30,301
<b>Total</b>	<b>29</b>	<b>-</b>	<b>\$1,149,562</b>	<b>\$161,975</b>	<b>\$275,320</b>	<b>145,206</b>	<b>324,207</b>	<b>30,301</b>

### Performance Measures

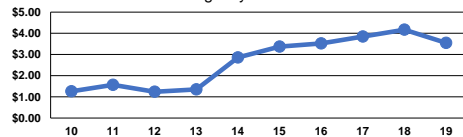
#### Service Efficiency

Mode	Operating Expenses per Vehicle Revenue Mile	Operating Expenses per Vehicle Revenue Hour
Demand Response	\$3.55	\$37.94
<b>Total</b>	<b>\$3.55</b>	<b>\$37.94</b>

#### Service Effectiveness

Mode	Operating Expenses per Unlinked Passenger Trip	Unlinked Trips per Vehicle Revenue Mile	Unlinked Trips per Vehicle Revenue Hour
Demand Response	\$7.92	0.4	4.8
<b>Total</b>	<b>\$7.92</b>	<b>0.4</b>	<b>4.8</b>

Operating Expense per Vehicle Revenue Mile:  
Agency Total



Unlinked Passenger Trips per Vehicle Revenue  
Mile: Agency Total

