

**Ottumwa Transit**  
2019 Annual Agency Profile**General Information****Service Consumption**

138,019 Annual Unlinked Trips (UPT)

**Service Supplied**225,767 Annual Vehicle Revenue Miles (VRM)  
19,185 Annual Vehicle Revenue Hours (VRH)**Summary of Operating Expenses (OE)**

\$1,120,834 Total Operating Expenses

**Database Information**

NTDID: 7R01-70118

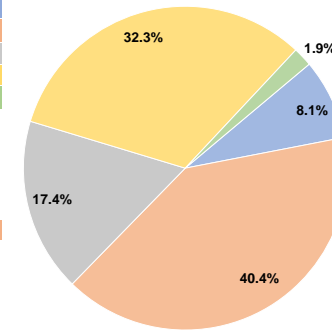
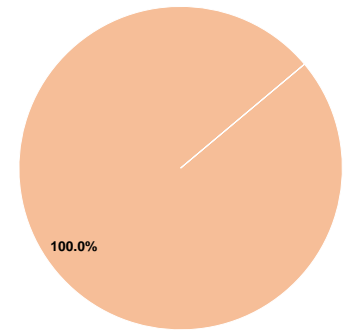
Reporter Type: Rural General Public Transit

**Financial Information****Sources of Operating Funds Expended**

Fare Revenues	\$90,391	8.1%
Local Funds	\$452,320	40.4%
State Funds	\$194,680	17.4%
Federal Assistance	\$361,955	32.3%
Other Funds	\$21,488	1.9%
<b>Total Operating Funds Expended</b>	<b>\$1,120,834</b>	<b>100.0%</b>

**Sources of Capital Funds Expended**

Fare Revenues	\$0	0.0%
Local Funds	\$174,161	100.0%
State Funds	\$0	0.0%
Federal Assistance	\$0	0.0%
Other Funds	\$0	0.0%
<b>Total Capital Funds Expended</b>	<b>\$174,161</b>	<b>100.0%</b>

**Operating Funding Sources****Capital Funding Sources****Modal Characteristics****Operation Characteristics****Vehicles Operated  
at Maximum Service**

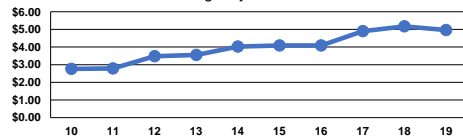
Mode	Directly Operated	Purchased Transportation	Operating Expenses	Fare Revenues	Uses of Capital Funds	Annual Unlinked Trips	Annual Vehicle Revenue Miles	Annual Vehicle Revenue Hours
Demand Response	4	-	\$433,044	\$9,471	\$45,774	20,905	87,552	7,317
Bus	6	-	\$687,790	\$80,920	\$128,387	117,114	138,215	11,868
<b>Total</b>	<b>10</b>	<b>-</b>	<b>\$1,120,834</b>	<b>\$90,391</b>	<b>\$174,161</b>	<b>138,019</b>	<b>225,767</b>	<b>19,185</b>

**Performance Measures****Service Efficiency**

Mode	Operating Expenses per Vehicle Revenue Mile	Operating Expenses per Vehicle Revenue Hour
Demand Response	\$4.95	\$59.18
Bus	\$4.98	\$57.95
<b>Total</b>	<b>\$4.96</b>	<b>\$58.42</b>

**Service Effectiveness**

Mode	Operating Expenses per Unlinked Passenger Trip	Unlinked Trips per Vehicle Revenue Mile	Unlinked Trips per Vehicle Revenue Hour
Demand Response	\$20.71	0.2	2.9
Bus	\$5.87	0.8	9.9
<b>Total</b>	<b>\$8.12</b>	<b>0.6</b>	<b>7.2</b>

Operating Expense per Vehicle Revenue Mile:  
Agency TotalUnlinked Passenger Trips per Vehicle Revenue  
Mile: Agency Total