

General Information

Urbanized Area (UZA) Statistics - 2010 Census

Dubuque, IA-IL
34 **Square Miles**
67,818 **Population**
409 **Pop. Rank out of 498 UZAs**

Service Area Statistics

26 **Square Miles**
60,140 **Population**

Service Consumption

488,318 **Annual Unlinked Trips (UPT)**

Service Supplied

757,909 **Annual Vehicle Revenue Miles (VRM)**
60,665 **Annual Vehicle Revenue Hours (VRH)**

Database Information

NTDID: 70011

Reporter Type: Reduced Reporter

Financial Information

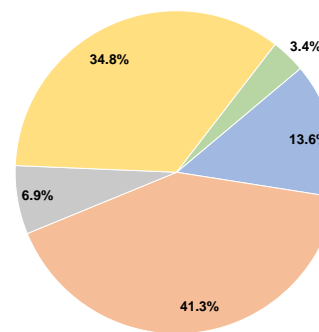
Sources of Operating Funds Expended

Fare Revenues	\$561,491	13.6%
Local Funds	\$1,706,011	41.3%
State Funds	\$283,220	6.9%
Federal Assistance	\$1,436,622	34.8%
Other Funds	\$141,781	3.4%
Total Operating Funds Expended	\$4,129,125	100.0%

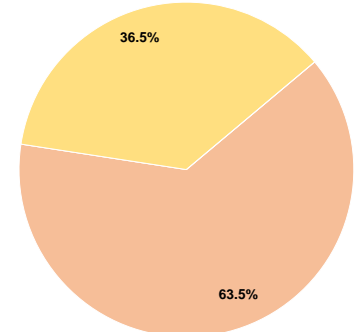
Sources of Capital Funds Expended

Fare Revenues	\$0	0.0%
Local Funds	\$222,216	63.5%
State Funds	\$0	0.0%
Federal Assistance	\$127,496	36.5%
Other Funds	\$0	0.0%
Total Capital Funds Expended	\$349,712	100.0%

Operating Funding Sources



Capital Funding Sources



Modal Characteristics

Operation Characteristics

Vehicles Operated at Maximum Service

Mode	Directly Operated	Purchased Transportation	Operating Expenses	Fare Revenues	Uses of Capital Funds	Annual Unlinked Trips	Annual Vehicle Revenue Miles	Annual Vehicle Revenue Hours	Average Fleet Age in Years ^a
Demand Response	9	-	\$1,514,422	\$269,721	\$174,856	66,625	307,654	27,291	7.8
Bus	11	-	\$2,614,703	\$291,770	\$174,856	421,693	450,255	33,374	10.3
Total	20	-	\$4,129,125	\$561,491	\$349,712	488,318	757,909	60,665	

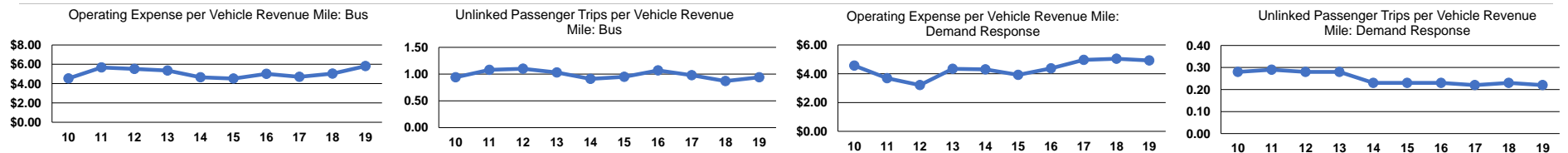
Performance Measures

Service Efficiency

Mode	Operating Expenses per Vehicle Revenue Mile	Operating Expenses per Vehicle Revenue Hour
Demand Response	\$4.92	\$55.49
Bus	\$5.81	\$78.35
Total	\$5.45	\$68.06

Service Effectiveness

Mode	Operating Expenses per Unlinked Passenger Trip	Unlinked Trips per Vehicle Revenue Mile	Unlinked Trips per Vehicle Revenue Hour
Demand Response	\$22.73	0.2	2.4
Bus	\$6.20	0.9	12.6
Total	\$8.46	0.6	8.0



Notes:

^aDemand Response - Taxi (DT) and non-dedicated fleets do not report fleet age data.